

domax



- KATALOG
- KATALOG
- KATALÓG
- KATALOG
- KATALÓGUS
- CATALOG
- КАТАЛОГ
- КАТАЛОГ
- CATÁLOGO
- CATALOG
- CATALOGUE
- KATALOG

KATALOG







<b>ANG</b> .....	1.01	<b>PC</b> .....	6.02	<b>WBD</b> .....	2.33
<b>BIT</b> .....	5.06	<b>PD</b> .....	2.46	<b>WBR</b> .....	4.39
<b>C</b> .....	4.18	<b>PDP</b> .....	3.44	<b>WBZ</b> .....	2.36
<b>CM</b> .....	4.20	<b>PKN</b> .....	6.05	<b>WCZ</b> .....	4.40
<b>CS</b> .....	5.02	<b>PKR</b> .....	6.04	<b>WKT</b> .....	5.05
<b>CT</b> .....	5.04	<b>PMF</b> .....	3.32	<b>WL</b> .....	2.37
<b>CW</b> .....	4.19	<b>PP</b> .....	2.22	<b>WOG</b> .....	4.36
<b>DK</b> .....	3.39	<b>PPL</b> .....	6.01	<b>WOS</b> .....	4.35
<b>FKS</b> .....	2.19	<b>PPS</b> .....	3.18	<b>WRG</b> .....	4.38
<b>FKW</b> .....	2.03	<b>PPSR</b> .....	3.19	<b>WRO</b> .....	4.34
<b>FLW</b> .....	2.27	<b>PR</b> .....	3.22	<b>WSP</b> .....	4.37
<b>KB</b> .....	2.05	<b>PRK</b> .....	6.06	<b>WZP</b> .....	4.32
<b>KG</b> .....	2.39	<b>PRO</b> .....	6.08	<b>WZTW</b> .....	4.31
<b>KK</b> .....	2.16	<b>PRP</b> .....	6.07	<b>WZW</b> .....	4.33
<b>KL</b> .....	2.15	<b>PS</b> .....	3.12	<b>Z</b> .....	4.01
<b>KLM</b> .....	2.45	<b>PSB</b> .....	3.29	<b>ZB</b> .....	4.09
<b>KLR</b> .....	2.08	<b>PSC</b> .....	3.28	<b>ZBD</b> .....	4.07
<b>KM</b> .....	2.13	<b>PSD</b> .....	3.27	<b>ZBD</b> .....	4.12
<b>KMP</b> .....	2.14	<b>PSG</b> .....	3.01	<b>ZBNO</b> .....	4.11
<b>KMR</b> .....	2.18	<b>PSH</b> .....	3.17	<b>ZBO</b> .....	4.10
<b>KP</b> .....	2.06	<b>PSK</b> .....	3.09	<b>ZBP</b> .....	4.13
<b>KPK</b> .....	2.10	<b>PSL</b> .....	3.11	<b>ZBW</b> .....	4.09
<b>KPK</b> .....	2.11	<b>PSO</b> .....	3.07	<b>ZF</b> .....	4.04
<b>KR</b> .....	2.17	<b>PSOL</b> .....	3.30	<b>ZFD</b> .....	4.06
<b>KRD</b> .....	2.20	<b>PSOZ</b> .....	3.08	<b>ZHK</b> .....	4.41
<b>KS</b> .....	2.04	<b>PSP</b> .....	3.03	<b>ZN</b> .....	4.15
<b>KT</b> .....	2.29	<b>PSPA</b> .....	3.26	<b>ZO</b> .....	4.03
<b>KW</b> .....	2.01	<b>PSPD</b> .....	3.25	<b>ZP</b> .....	4.16
<b>KWZ</b> .....	3.36	<b>PSPDX</b> .....	3.05	<b>ZPK</b> .....	4.17
<b>LBO</b> .....	3.38	<b>PSPN</b> .....	3.04	<b>ZR</b> .....	4.14
<b>LBZ</b> .....	2.09	<b>PSPO</b> .....	3.02	<b>ZRDP</b> .....	4.26
<b>LG</b> .....	2.28	<b>PSPOD</b> .....	3.23	<b>ZRM</b> .....	4.28
<b>LK</b> .....	2.38	<b>PSPW</b> .....	3.24	<b>ZRS</b> .....	4.25
<b>LP</b> .....	2.24	<b>PSR</b> .....	3.20	<b>ZRW</b> .....	4.27
<b>LW</b> .....	2.25	<b>PSRP</b> .....	3.21	<b>ZS</b> .....	4.02
<b>LW</b> .....	2.26	<b>PSRT</b> .....	3.10	<b>ZSK</b> .....	4.43
<b>LZ</b> .....	2.21	<b>PSRU</b> .....	3.14	<b>ZT</b> .....	4.08
<b>MHA</b> .....	3.40	<b>PSS</b> .....	3.15	<b>ZTD</b> .....	4.07
<b>MHB</b> .....	3.40	<b>PST</b> .....	3.06	<b>ZTK</b> .....	4.29
<b>MHC</b> .....	3.40	<b>PSW</b> .....	3.16	<b>ZTO</b> .....	4.07
<b>MHD</b> .....	3.40	<b>PT</b> .....	6.03	<b>ZTS</b> .....	4.05
<b>MHU</b> .....	3.41	<b>PTS</b> .....	5.06	<b>ZZB</b> .....	4.22
<b>MHK</b> .....	3.42	<b>PUW</b> .....	3.31	<b>ZZBR</b> .....	4.21
<b>MHO</b> .....	3.42	<b>PWD</b> .....	1.02	<b>ZZK</b> .....	4.23
<b>NA</b> .....	2.43	<b>PWG</b> .....	3.34	<b>ZZP</b> .....	4.24
<b>NA</b> .....	2.44	<b>PWO</b> .....	3.33		
<b>NAD</b> .....	2.42	<b>PWU</b> .....	3.35		
<b>NAS</b> .....	2.40	<b>SB</b> .....	3.43		
<b>NS</b> .....	4.44	<b>SD</b> .....	2.48		
<b>NT</b> .....	2.32	<b>SK</b> .....	2.41		
<b>OP</b> .....	3.37	<b>SP</b> .....	4.42		
		<b>ST</b> .....	4.47		
		<b>TM</b> .....	2.30		
		<b>UF</b> .....	3.45		
		<b>UN</b> .....	4.46		
		<b>US</b> .....	4.45		
		<b>W</b> .....	4.30		
		<b>WB</b> .....	2.34		





**ANG 1.01**



**PWD 1.02**



**KW 2.01**



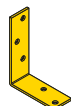
**KW 2.02**



**FKW 2.03**



**KS 2.04**



**KB 2.05**



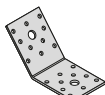
**KP 2.06**



**KPL 2.06**



**KPS 2.06**



**KLR 2.08**



**LBZ 2.09**



**KPK 2.10**



**KPK 2.11**



**KPK 2.12**



**KM 2.13**



**KMP 2.14**



**KL 2.15**



**KK 2.16**



**KR 2.17**



**KMR 2.18**



**KMRP 2.18**




**FKS 2.19**



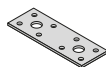
**KRD 2.20**



**LZ 2.21**



**PP 2.22**



**LP 2.24**



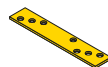
**LW 2.25**



**LW 2.26**



**FLW 2.27**



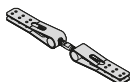
**LG 2.28**



**KT 2.29**



**TM 2.30**



**NT 2.32**



**WBD 2.33**



**WB 2.34**



**WBZ 2.35**



**WL 2.36**



**LK 2.38**



**KG 2.39**



**NAS 2.40**



**SK 2.41**



**NAD 2.42**



**NAO 2.42**



**NA 2.43**



**NA 2.44**



**KLM 2.45**



**PD 2.46**



**SD 2.48**



**PSG 3.01**



**PSPO 3.02**



**PSP 3.03**



**PSPN 3.04**



**PSPDX 3.05**



**PST 3.06**



**PSO 3.07**



**PSOZ 3.08**



**PSK 3.09**



**PSRT 3.10**



**PSL 3.11**



**PS 3.12**



**PSRU 3.14**



**PSS 3.15**



**PSW 3.16**



**PSH 3.17**



**PPS 3.18**



**PPSR 3.19**



**PSR 3.20**



**PSRP 3.21**



**PR 3.22**



**PSPOD 3.23**



**PSPW 3.24**



**PSPD 3.25**



**PSPA 3.26**



**PSD 3.27**



**PSC 3.28**



**PSB 3.29**



**PSOL 3.30**



**PUW 3.31**



**PMF 3.32**



**PWO 3.33**



**PWG 3.34**



**PWU 3.35**



**KWZ 3.36**



**OP 3.37**



**LBO 3.38**



**DK 3.39**



**MHA, MHB 3.40**



**MHC, MHD 3.40**



**MHU 3.41**



**MHK 3.42**



**MHO 3.42**



**SB 3.43**






















































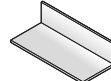
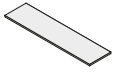
**PDP 3.44**



**UF 3.45**



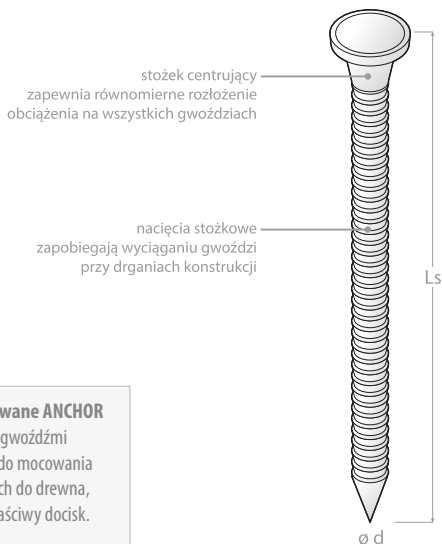
					
<b>Z 4.01</b>	<b>ZS 4.02</b>	<b>ZO 4.03</b>	<b>ZF 4.04</b>	<b>ZTS 4.05</b>	<b>ZFD 4.06</b>
					
<b>ZTSD 4.06</b>	<b>ZBD 4.07</b>	<b>ZTD 4.07</b>	<b>ZTO 4.07</b>	<b>ZT 4.08</b>	<b>ZB 4.09</b>
					
<b>ZBW 4.09</b>	<b>ZBO 4.10</b>	<b>ZBNO 4.11</b>	<b>ZBL 4.12</b>	<b>ZBP 4.13</b>	<b>ZR 4.14</b>
					
<b>ZN 4.15</b>	<b>ZP 4.16</b>	<b>ZPK 4.17</b>	<b>C 4.18</b>	<b>CW 4.19</b>	<b>CM 4.20</b>
					
<b>ZZBR 4.21</b>	<b>ZB 4.22</b>	<b>ZZK 4.23</b>	<b>ZKP 4.24</b>	<b>ZRS 4.25</b>	<b>ZRDP 4.26</b>
					
<b>ZRW 4.27</b>	<b>ZRM 4.28</b>	<b>ZTK 4.29</b>	<b>W 4.30</b>	<b>WZTW 4.31</b>	<b>WZP 4.32</b>
					
<b>WZW 4.33</b>	<b>WRO 4.34</b>	<b>WOS 4.35</b>	<b>WOG 4.36</b>	<b>WSP 4.37</b>	<b>WRG 4.38</b>
					
<b>WBR 4.39</b>	<b>WCZ 4.40</b>	<b>ZHK 4.41</b>	<b>SP 4.42</b>	<b>ZSK 4.43</b>	<b>NS 4.44</b>
					
<b>US 4.45</b>	<b>UN 4.46</b>	<b>ST 4.47</b>			





- GWOŹDZIE I WKREŹTY
- HŘEBÍKY
- KLINCE A VRUTY
- EKSERI&ŠRAFOVI
- SZÖGEK ÉS CSAVAROK
- CUIE ŞI HOLŢ-ŞURUBURI
- ГВОЗДИ И САМОРЕЗЫ
- ПИРОНИ И БОЛТОВЕ
- CLAVOS Y TORNILLOS
- NAILS & SCREWS
- CLOUS ET VIS
- NÄGEL UND SCHRAUBEN





### Gwoździe karbowane ANCHOR

są jedynymi gwóźdźmi dopuszczonymi do mocowania złącz metalowych do drewna, zapewniając właściwy docisk.

Wymagane przez ITB dla uzyskania połączenia objętego Aprobataą Techniczną.

Recommended by the ITB Institute to provide the connection described in the Technical Approval.

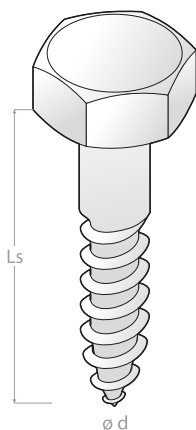
ANG 125





ANG 50 /5kg



symbol	art. №	[mm]		📦	📦
		Ls	ød		
ANG 35	3871	35	4,0	1033 g	261 pcs.
ANG 40	3872	40	4,0	1033 g	226 pcs.
ANG 40 /5 kg	38726	40	4,0	5100 g	1130 pcs.
ANG 50	3873	50	4,0	1033 g	195 pcs.
ANG 50 /5 kg	38736	50	4,0	5100 g	975 pcs.
ANG 60	3874	60	4,0	1033 g	158 pcs.
ANG 60 /5 kg	38746	60	4,0	5100 g	790 pcs.
ANG 75	3875	75	4,0	1033 g	113 pcs.
ANG 100	3876	100	4,0	1030 g	99 pcs.
ANG 125	3877	125	4,0	1033 g	80 pcs.



symbol	art. №	[mm]			
		Ls	ød		
PWD 10/50	3891	50	10	1030 g	1 à 30 pcs.
PWD 10/60	3892	60	10	1030 g	1 à 28 pcs.



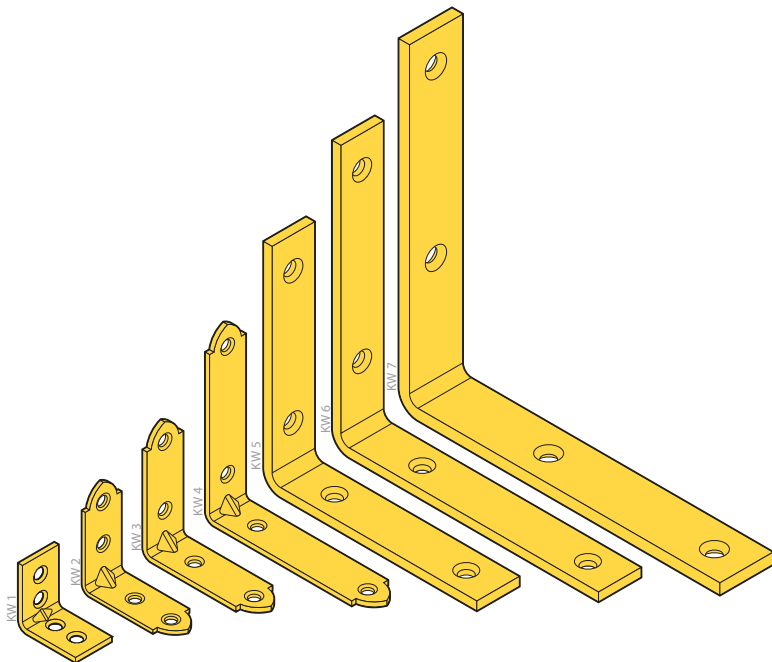
- ŁĄCZNIKI DO DREWNA
- SPOJOVACÍ PRVKY DŘEVA
- SPOJOVACIE PRVKY DREVA
- KONEKTORI
- ÖSSZEKOTŐK
- RACORDURI PENTRU LEMN
- СОЕДИНЕНИЯ ДЕРЕВЯННЫХ КОНСТРУКЦИЙ
- СКРЕПИТЕЛНИ ЕЛЕМЕНТИ ЗА ДЪРВЕНИ КОНСТРУКЦИИ
- CONECTORES PARA MADERA
- CONNECTORS
- CONNECTEURS POUR BOIS
- HOLZVERBINDER





Kątownik wąski • Úhelník • Uholník  
 Ugaona spojnica • Székszegletvas • Şablon de unghiuri îngust  
 Уголок узкий • Ёглова планка, тясна • Escuadra estrecha  
 Narrow square • Cornière étroite • Stuhlwinkel

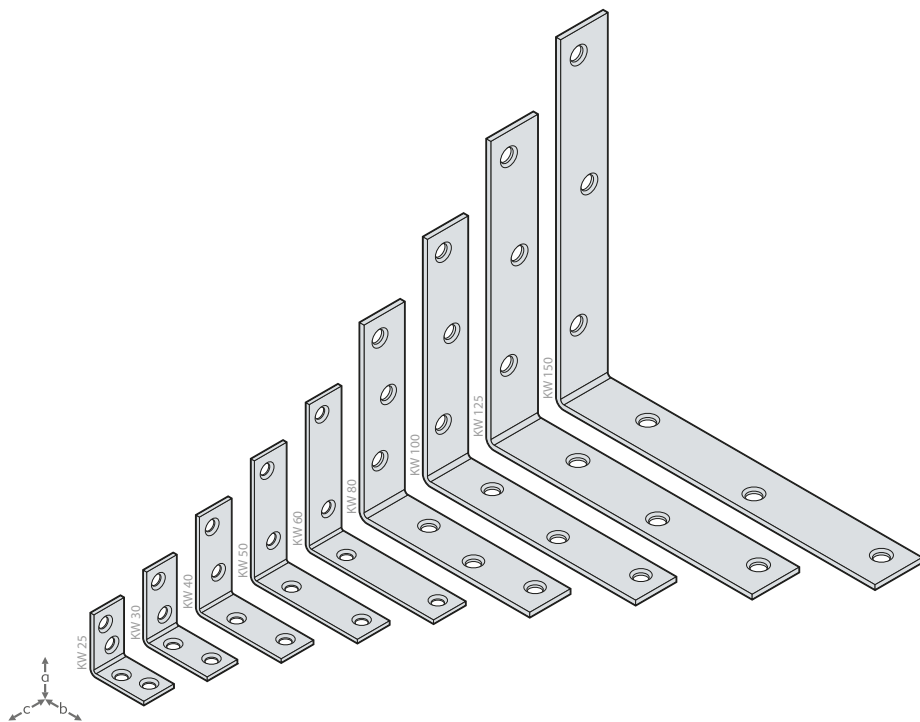
KW





ZNZ

symbol	art. №	÷	[mm]			qty ø		🧴	📦	F↓
			a	b	c	ø4,5	ø6			
KW 1	4001	1,5	25	25	17	4	-	9 g	50 pcs.	3,33 kN
KW 2	4002	1,5	40	40	17	4	-	14 g	50 pcs.	3,33 kN
KW 3	4003	2	50	50	17	4	-	23 g	20 pcs.	3,33 kN
KW 4	4004	2	75	75	17	4	-	38 g	20 pcs.	3,33 kN
KW 5	4005	4	100	100	20	-	4	112 g	20 pcs.	3,33 kN
KW 6	4006	4	125	125	20	-	4	154 g	20 pcs.	3,33 kN
KW 7	4007	5	150	150	25	-	4	290 g	20 pcs.	3,33 kN

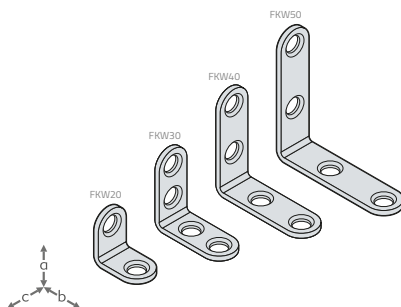
ZNZ: electrogalvanized yellow;





## ZNG

symbol	art. №	≠	[mm]			qty $\varnothing$ $\varnothing 4,5$		
			a	b	c			
KW 25	40014	1,5	25	25	17	4	9 g	50 pcs.
KW 30	40019	1,5	30	30	14	4	9 g	50 pcs.
KW 40	40024	1,5	40	40	17	4	14 g	50 pcs.
KW 50	40034	2	50	50	17	4	23 g	20 pcs.
KW 60	40044	2	75	75	17	4	37 g	20 pcs.
KW 80	448561	2,0	80	80	19	6	44 g	20 pcs.
KW 100	448571	2,0	100	100	19	6	56 g	20 pcs.
KW 125	448581	2,0	125	125	22	6	82 g	20 pcs.
KW 150	448591	2,0	150	150	22	6	99 g	20 pcs.

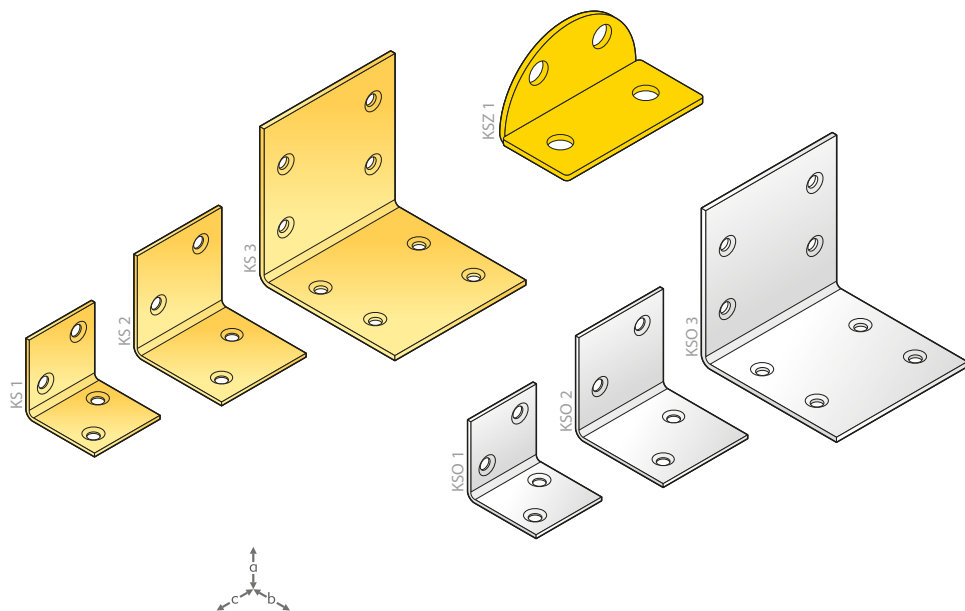
ZNG: electrogalvanized



## ZNG

symbol	art. №	≠	[mm]			qty ø ø6,5		
			a	b	c			
FKW 20	4482114	2,0	20	20	13	2	23 g	25 à 4 pcs.
FKW 30	4482214	2,0	30	30	13	4	34 g	25 à 4 pcs.
FKW 40	4482314	2,0	40	40	13	4	50 g	25 à 4 pcs.
FKW 50	4482414	2,0	50	50	13	4	67 g	25 à 4 pcs.

ZNG: electrogalvanized



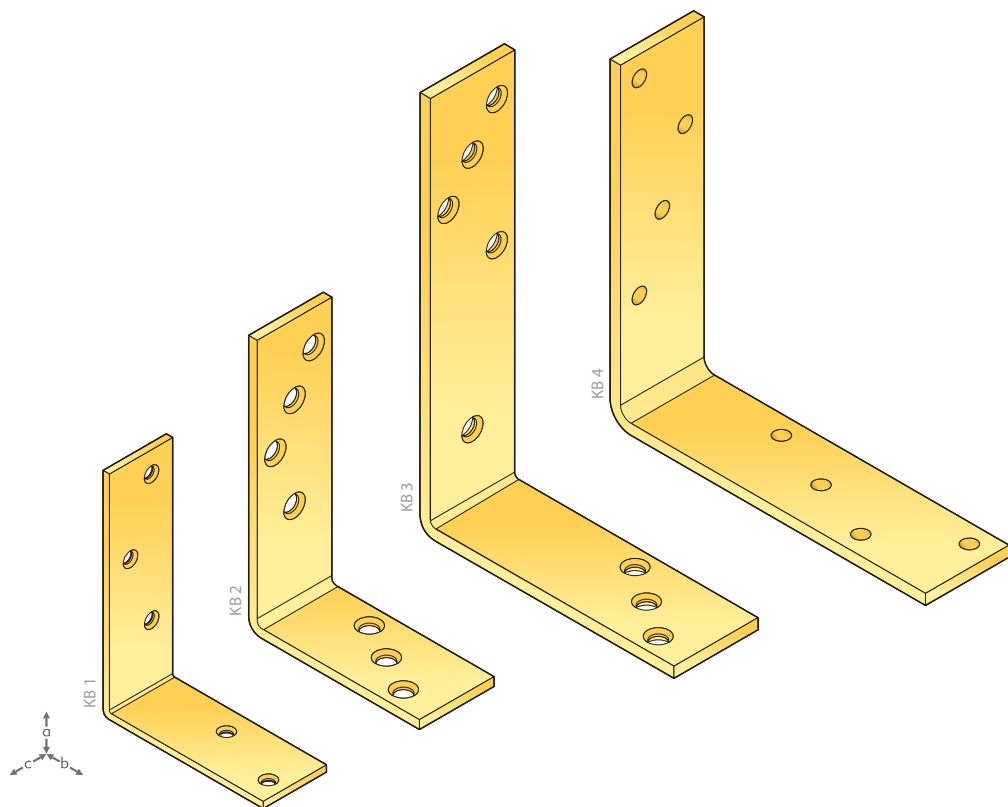
**ZNZ**   **ZN**

symbol	art. №	≠	[mm]			qty ø4,5			F↓
			a	b	c				
KS 1	4011	1,5	30	30	30	4	20 g	50 pcs.	3,44 kN
KS 2	4012	1,5	40	40	40	4	36 g	50 pcs.	3,44 kN
KS 3	4013	2	60	60	60	8	109 g	20 pcs.	6,65 kN
KSO 1	40114	1,5	30	30	30	4	20 g	50 pcs.	3,49 kN
KSO 2	40124	1,5	40	40	40	4	36 g	50 pcs.	3,49 kN
KSO 3	40134	2	60	60	60	8	109 g	20 pcs.	6,58 kN
KSZ 1	8879	1,5	20	19	40	4	13 g	20 pcs.	-

ZNZ: electrogalvanized yellow; ZN: DX51D+Z275MAC

Kątownik belki • Úhelník trámový • Uholník trámový  
 Ugaona spojnica • Szegletvas erősített • Şablon de unghiuri de grindă  
 Уголок балочный • Ёглова планка за дограма • Escuadra para viga  
 Joist square • Cornière de renfort pour solive • Balkenwinkel

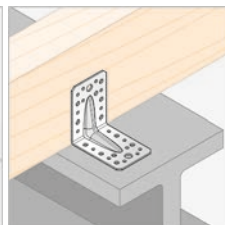
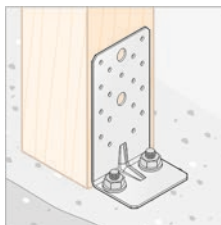
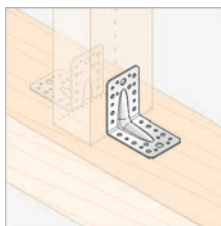

KB



ZNZ

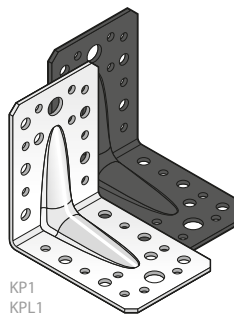
symbol	art. №	≠	[mm]			qty ø			🧴	📦	F↓
			a	b	c	ø4	ø7	ø7,5			
KB 1	4015	3	100	75	30	5	-	-	120 g	20 pcs.	7,46 kN
KB 2	4016	4	120	80	35	-	7	-	196 g	10 pcs.	8,62 kN
KB 3	4017	5	180	120	40	-	-	8	448 g	10 pcs.	8,62 kN
KB 4	4018	5	150	150	40	-	8	-	440 g	5 pcs.	19,30 kN

ZNZ: electrogalvanized yellow

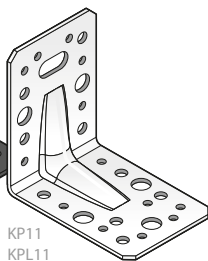


symbol	art. №	≠	[mm]			qty Ø				🧴	📦	F↓
			a	b	c	Ø5	Ø7	Ø11	Ø14			
KP 1	4021	2,5	90	90	65	16	12	2	-	209 g	20 pcs.	17,80 kN <sup>1)</sup>
KP 1 C	402102	2,5	90	90	65	16	12	2	-	209 g	20 pcs.	17,80 kN <sup>1)</sup>
KP 2	4022	2,5	105	105	90	36	-	-	2	347 g	20 pcs.	21,90 kN <sup>1)</sup>
KP 2 (3mm)	40223	3	105	105	90	36	-	-	2	406 g	20 pcs.	21,90 kN <sup>1)</sup>
KP 3	4023	2,5	90	50	55	20	-	2	-	140 g	20 pcs.	14,35 kN <sup>1)</sup>
KP 4	4024	2,5	70	70	55	20	-	2	-	140 g	20 pcs.	10,45 kN <sup>1)</sup>
KP 5	4025	2,5	140	140	65	26	-	2	-	338 g	10 pcs.	10,91 kN <sup>2)</sup>
KP 5 C	402502	2,5	140	140	65	26	-	2	-	338 g	10 pcs.	10,91 kN <sup>2)</sup>
KP 6	4026	3	172	105	90	44	-	7	2	512 g	10 pcs.	21,89 kN <sup>2)</sup>
KP 7	4027	2,5	145	145	90	56	-	-	8	226 g	10 pcs.	12,50 kN <sup>4)</sup>
KP 8	4028	2,5	145	70	90	17	-	-	4	343 g	10 pcs.	12,90 kN <sup>4)</sup>
KP 9	4029	2,5	128,5	128,5	45	12	4	1	-	213 g	20 pcs.	18,20 kN <sup>5)</sup>
KP 11	40211	2,5	90	90	65	13	9	5	-	209 g	20 pcs.	3,62 kN <sup>3)</sup>
KP 21	40221	2,5	105	105	90	28	-	4	1	337 g	20 pcs.	3,64 kN <sup>3)</sup>
KPL 1	4051	2	90	90	65	16	12	2	-	170 g	20 pcs.	17,80 kN <sup>1)</sup>
KPL 2	4052	2	105	105	90	36	-	-	2	280 g	20 pcs.	21,90 kN <sup>1)</sup>
KPL 3	4053	2	90	50	55	20	-	2	-	101 g	20 pcs.	10,45 kN <sup>1)</sup>
KPL 4	4054	2	70	70	55	20	-	2	-	101 g	20 pcs.	14,35 kN <sup>1)</sup>
KPL 5	4055	2	50	50	35	8	-	2	-	55 g	20 pcs.	6,80 kN <sup>4)</sup>
KPL 6	4056	2	60	60	45	12	-	2	-	91 g	20 pcs.	6,20 kN <sup>4)</sup>
KPL 11	40511	2	90	90	65	28	-	4	1	209 g	20 pcs.	13,00 kN <sup>4)</sup>
KPL 21	40521	2	105	105	90	16	12	2	-	280 g	20 pcs.	17,10 kN <sup>4)</sup>
KPS 1	40212	1,5	90	90	65	16	12	2	-	124 g	20 pcs.	16,30 kN <sup>4)</sup>
KPS 2	40222	1,5	105	105	90	36	-	-	2	201 g	20 pcs.	18,70 kN <sup>4)</sup>
KPS 3	40232	1,5	90	50	55	20	-	2	-	81 g	20 pcs.	12,60 kN <sup>4)</sup>
KPS 4	40242	1,5	70	70	55	20	-	2	-	80 g	20 pcs.	11,60 kN <sup>4)</sup>

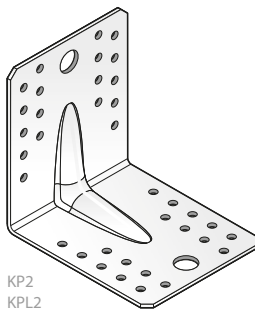
ZN: DX51D+Z275MAG; C: painted black



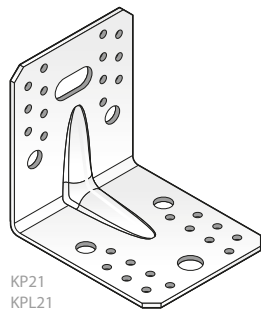
KP1  
KPL1  
KPS1



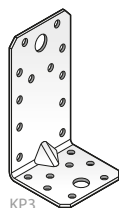
KP11  
KPL11



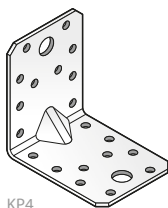
KP2  
KPL2  
KPS2



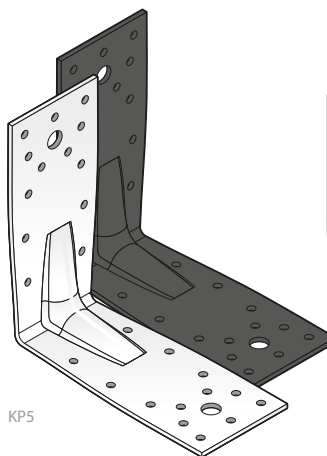
KP21  
KPL21



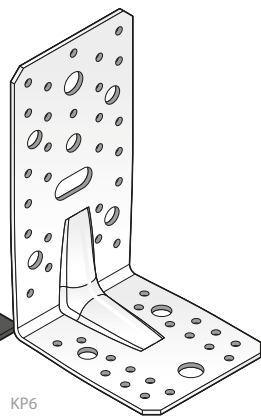
KP3  
KPL3  
KPS3



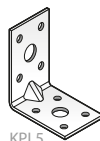
KP4  
KPL4  
KPS4



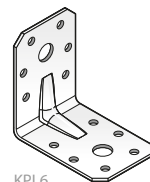
KP5



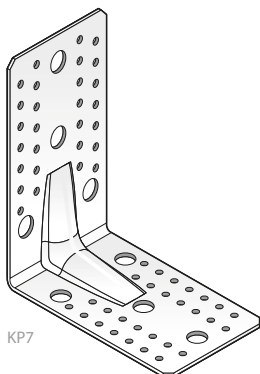
KP6



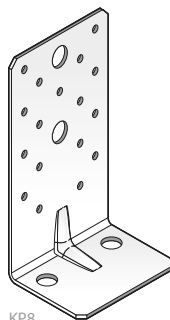
KPL5



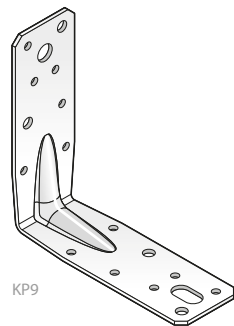
KPL6



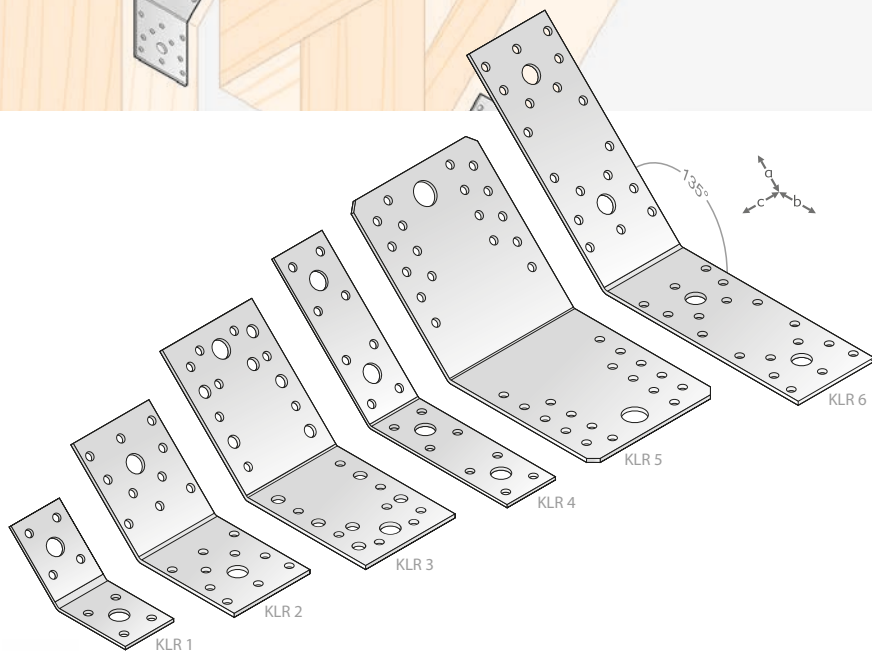
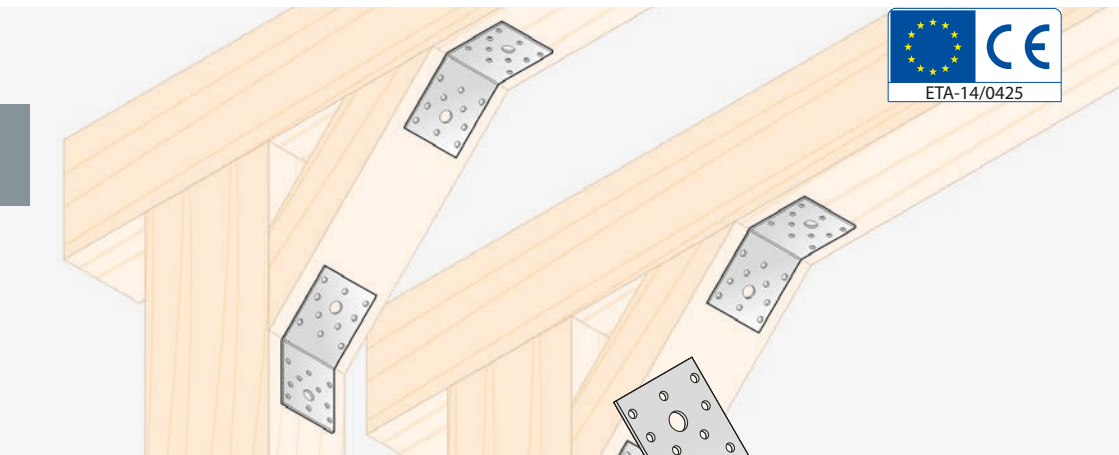
KP7



KP8



KP9



**ZN**

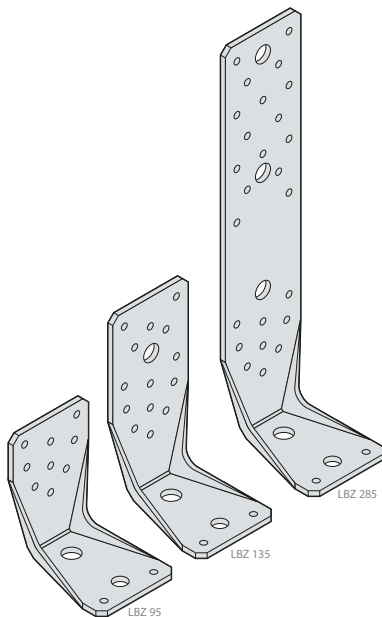
symbol	art. №	≠	[mm]			qty ø				🗑️	📦	F↓
			a	b	c	ø5	ø7	ø11	ø14			
KLR 1	4081	2,5	50	50	35	8	-	2	-	73 g	20 pcs.	4,20 kN
KLR 2	4082	2,5	70	70	55	20	-	2	-	157 g	20 pcs.	7,90 kN
KLR 3	4083	2,5	90	90	65	16	12	2	-	237 g	20 pcs.	8,30 kN
KLR 4	4084	2,5	100	100	35	16	-	4	-	143 g	20 pcs.	5,10 kN
KLR 5	4085	2,5	105	105	90	36	-	-	2	381 g	20 pcs.	13,60 kN
KLR 6	4086	2,5	140	140	55	36	-	4	-	311 g	20 pcs.	7,20 kN

ZN: DX51D + Z275MAC





Kotwa wzmocniona do betonu • Kotva • Zosilnená kotva do betónu  
 Ojačani anker • Erősített bordás lemez • Ancoră întărită pt beton  
 Анкер стабилизирующий • Г-образна планка за бетон, усилена • Anclaje reforzado  
 Reinforced anchor • Ancrage renforcé pour le béton • Zuganker


# LBZ





ZNO

symbol	art. №	[mm]				qty ø				
		≠	a	b	c	ø5	ø11	ø14		
LBZ 95	4227	4	95	65	85	11	1	1	365	10 pcs.
LBZ 135	4228	4	135	65	85	16	1	2	445	10 pcs.
LBZ 285	4229	4	285	65	85	27	1	4	755	10 pcs.

ZNO: hot-dip galvanized



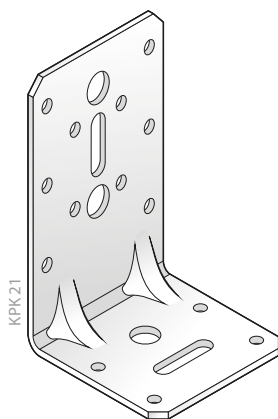
ZN

symbol	art. №	≠	[mm]			qty ø				F↓
			a	b	c	ø5	ø11			
KPK 11	40411	2,5	95	53	45	11	3	114 g	20 pcs.	10,40 kN
KPK 12	40412	2,5	95	53	75	17	5	189 g	20 pcs.	13,50 kN
KPK 13	40413	2,5	95	53	110	25	6	280 g	20 pcs.	16,70 kN

ZN: DX51D + Z275MAC

Kątownik z przetłoczeniem • Úhelník s prlisem • Uholník s prlisom  
 Montažna spojnica • Sarokösszekötő lemez erősített • Şablon de unghiuri cu suprapresare  
 Уголок усиленный • Ъглова планка, оребрена (усилена) • Escuadra reforzada  
 Reinforced square • Cornière renforcée • Schwerlast-Winkelverbinder mit Sicke

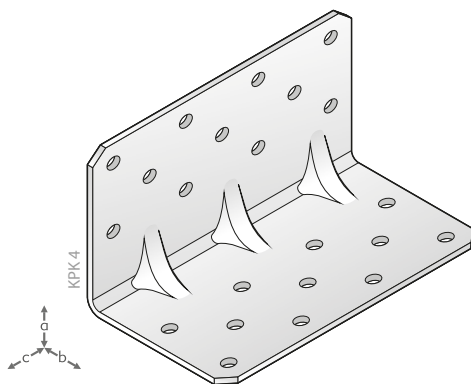
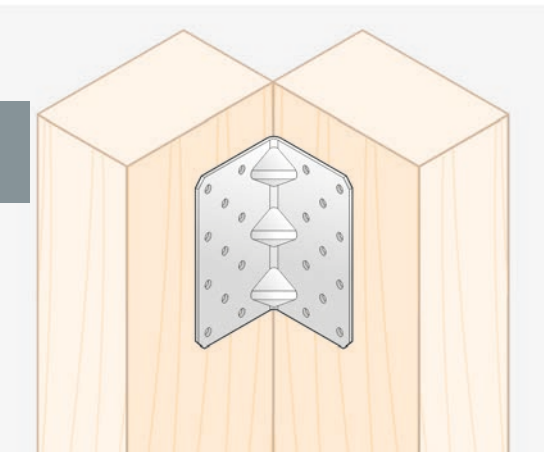
# KPK



**ZN**

symbol	art. №	[mm]			qty		[mm]		177 g	20 pcs.	F↓ 10,80 kN
		±	a	b	c	ø5	ø11	ø7/15			
KPK 21	40421	2,5	95	65	65	14	3	1	1		

ZN: DX51D + Z275MAC

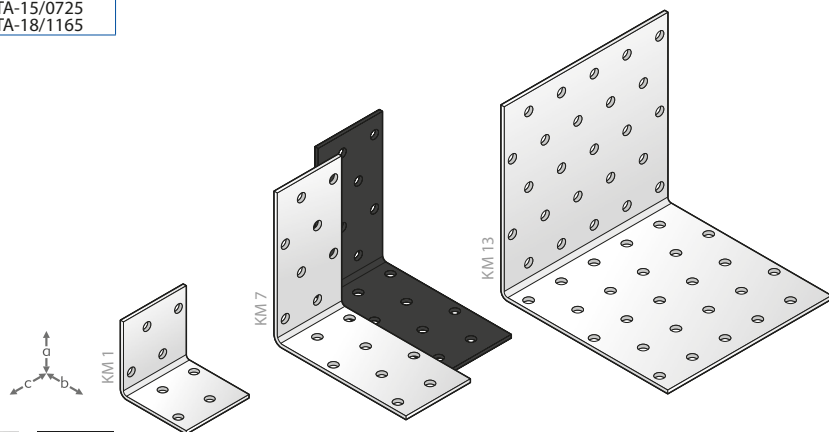


**ZN**

symbol	art. №	≠	[mm]			qty ∅ ∅5			F↓
			a	b	c				
KPK 4	4044	2,5	65	65	100	22	231 g	20 pcs.	12,70 kN

ZN: DX51D + Z275MAC

## 2.12

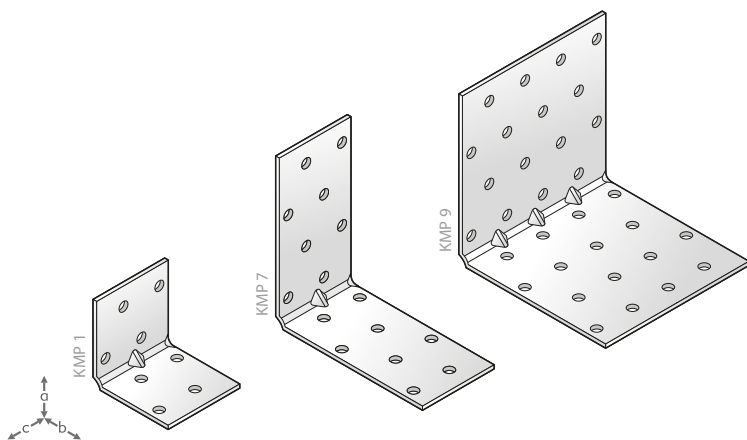
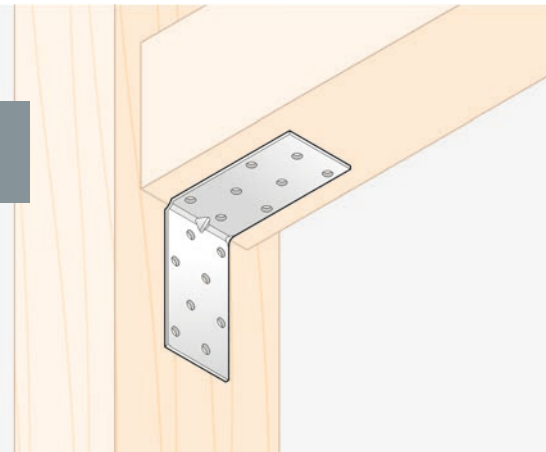


ZN

C

symbol	art. №	≠	[mm]			qty ø ø5			F↓
			a	b	c				
KM 1	4101	2	40	40	40	8	47 g	50 pcs.	3,81 kN <sup>1)</sup>
KM 2	4102	2	40	40	60	12	70 g	50 pcs.	3,81 kN <sup>1)</sup>
KM 3	4103	2	60	60	40	12	69 g	20 pcs.	3,83 kN <sup>1)</sup>
KM 4	4104	2	60	60	60	18	106 g	20 pcs.	5,79 kN <sup>1)</sup>
KM 5	4105	2	60	60	80	24	138 g	20 pcs.	6,86 kN <sup>1)</sup>
KM 6	4106	2	60	60	100	30	177 g	20 pcs.	7,72 kN <sup>1)</sup>
KM 7	4107	2	80	80	40	16	92 g	20 pcs.	5,79 kN <sup>1)</sup>
KM 7 C	41072	2	80	80	40	16	92 g	20 pcs.	5,79 kN <sup>1)</sup>
KM 8	4108	2	80	80	60	24	142 g	20 pcs.	6,68 kN <sup>1)</sup>
KM 9	4109	2	80	80	80	32	189 g	20 pcs.	8,64 kN <sup>1)</sup>
KM 10	4110	2	80	80	100	40	231 g	20 pcs.	10,91 kN <sup>1)</sup>
KM 11	4111	2	100	100	60	30	176 g	20 pcs.	6,99 kN <sup>1)</sup>
KM 12	4112	2	100	100	80	40	237 g	20 pcs.	13,01 kN <sup>1)</sup>
KM 13	4113	2	100	100	100	50	301 g	20 pcs.	13,01 kN <sup>1)</sup>
KM 14	4114	2	40	40	100	20	117 g	20 pcs.	5,65 kN <sup>1)</sup>
KM 15	4115	2	40	40	200	40	230 g	20 pcs.	7,21 kN <sup>1)</sup>
KM 16	4116	2	90	90	40	18	104 g	20 pcs.	8,5 kN <sup>3)</sup>
KM 17	4117	2	50	50	40	8	51 g	20 pcs.	9,30 kN <sup>2)</sup>
KM 17 C	41172	2	50	50	40	8	51 g	20 pcs.	9,30 kN <sup>2)</sup>
KM 18	4118	2	60	60	50	12	60 g	20 pcs.	11,20 kN <sup>2)</sup>
KM 19	4119	3	120	90	40		190 g	20 pcs.	15,4 kN <sup>3)</sup>
KM 20	4120	2	60	60	25	6	51 g	20 pcs.	-

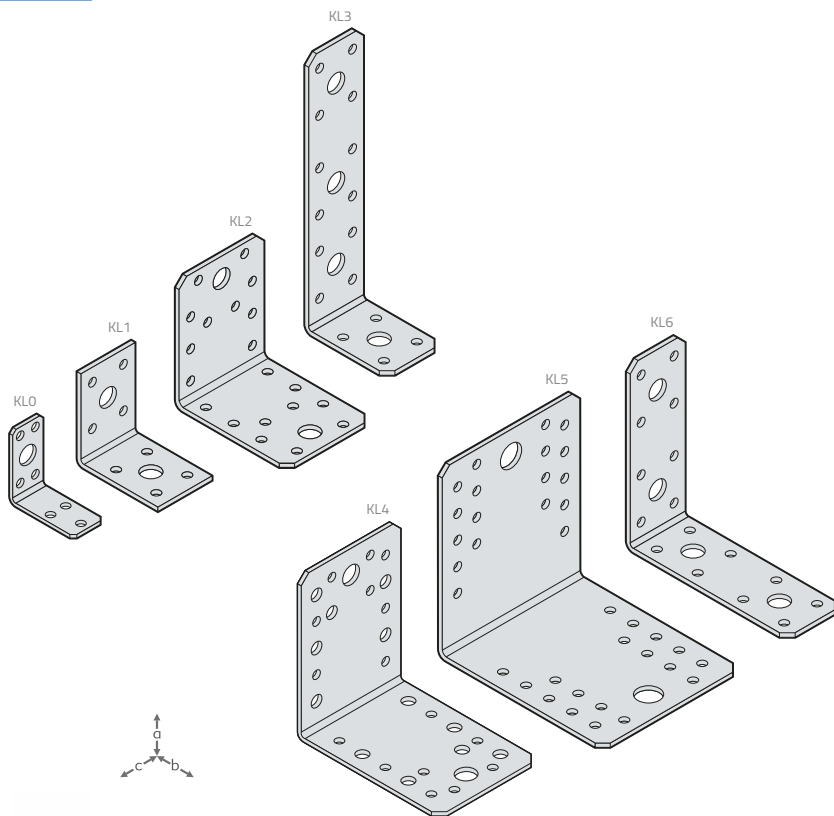
ZN: DX51D + Z275MAC; C: painted black



**ZN**

symbol	art. №	≠	[mm]			qty ø5	🧴	📦	F↓
			a	b	c				
KMP 1	4131	1,5	40	40	40	8	47 g	50 pcs.	6,20 kN
KMP 2	4132	1,5	40	40	60	12	70 g	50 pcs.	5,91 kN
KMP 3	4133	1,5	40	40	80	16	69 g	20 pcs.	6,26 kN
KMP 4	4134	1,5	60	60	40	12	106 g	20 pcs.	3,41 kN
KMP 5	4135	1,5	60	60	60	18	138 g	20 pcs.	5,51 kN
KMP 6	4136	1,5	60	60	80	24	177 g	20 pcs.	6,80 kN
KMP 7	4137	1,5	80	80	40	16	92 g	20 pcs.	5,53 kN
KMP 8	4138	1,5	80	80	60	24	142 g	20 pcs.	6,97 kN
KMP 9	4139	1,5	80	80	80	32	189 g	20 pcs.	10,71 kN

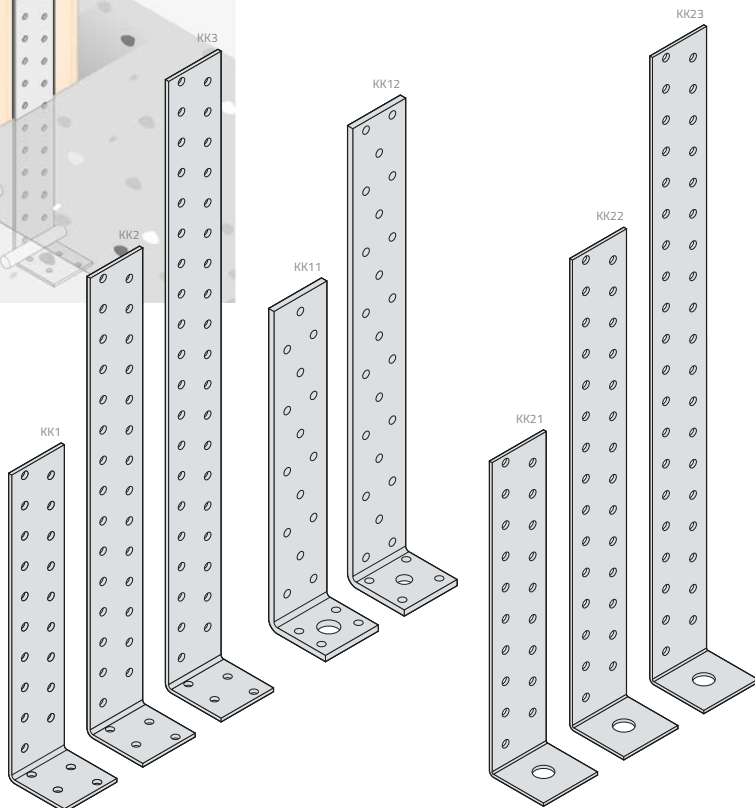
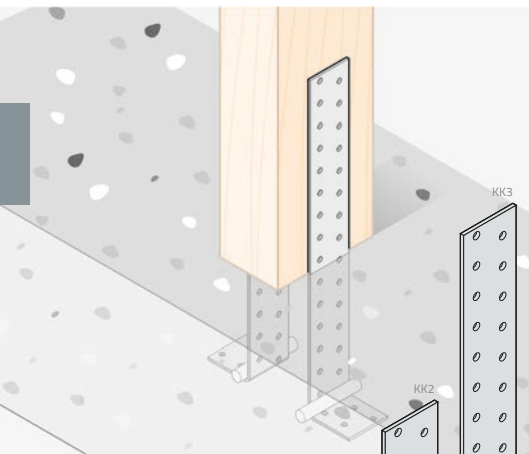
ZN: DX51D + Z275MAC



ZN

symbol	art. №	[mm]			qty ø				🧴	📦	F↓	
		≠	a	b	c	ø5	ø7	ø11				ø14
KL 0	4070	2,0	40	40	20	7	-	1	-	20 g	20 pcs.	7,40 kN <sup>3)</sup>
KL 1	4071	2,5	50	50	35	8	-	2	-	61 g	20 pcs.	6,85 kN <sup>1)</sup>
KL 2	4072	2,5	70	70	55	20	-	2	-	137 g	20 pcs.	10,95 kN <sup>1)</sup>
KL 3	4073	2,5	150	50	35	16	-	4	-	118 g	20 pcs.	14,90 kN <sup>1)</sup>
KL 4	4074	2,5	90	90	65	16	12	2	-	209 g	20 pcs.	17,80 kN <sup>1)</sup>
KL 5	4075	2,5	105	105	90	36	-	-	2	347 g	20 pcs.	21,90 kN <sup>1)</sup>
KL 5 (3mm)	40753	3,0	105	105	90	36	-	-	2	406 g	20 pcs.	21,90 kN <sup>1)</sup>
KL 6	4076	2,5	102	102	35	16	-	4	-	122 g	20 pcs.	13,60 kN <sup>2)</sup>

ZN: DX51D + Z275MAC



ZN



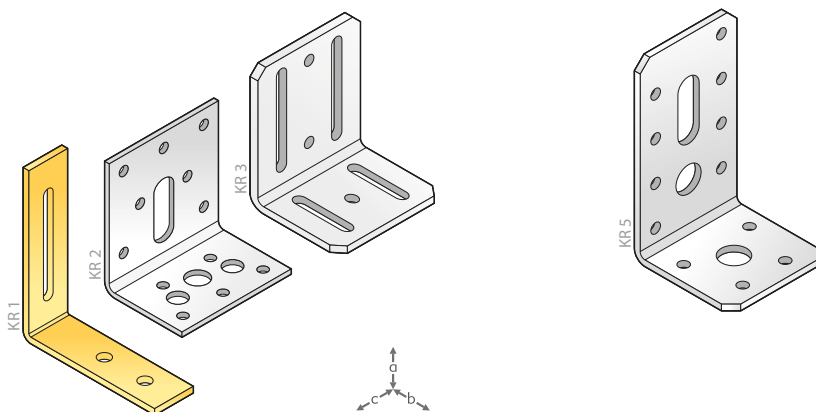
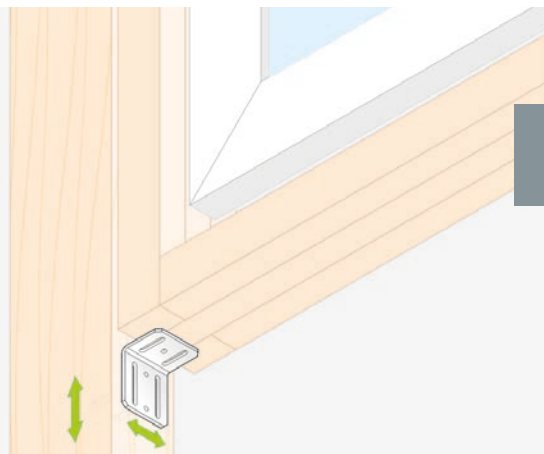
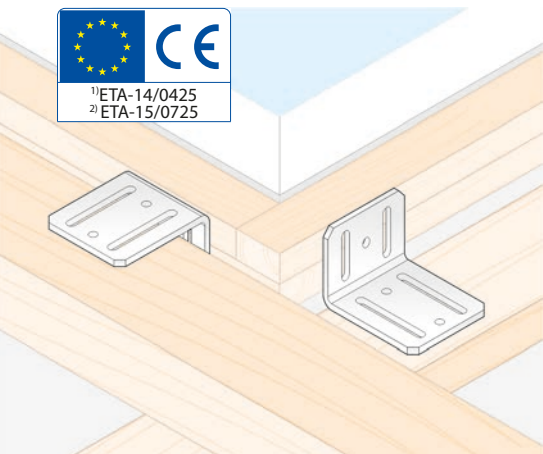
symbol	art. №	≠	[mm]			qtý ø				🧴	📦	F↓
			a	b	c	ø5	ø9	ø12	ø13			
KK 1	4151	2	200	40	40	24	-	-	-	140 g	20 pcs.	8,90 kN <sup>1)</sup>
KK 2	4152	2	300	40	40	34	-	-	-	196 g	20 pcs.	11,52 kN <sup>1)</sup>
KK 3	4153	2	400	40	40	44	-	-	-	249 g	20 pcs.	14,26 kN <sup>1)</sup>
KK 11	4155	4	210	43	40	19	-	-	1	294 g	10 pcs.	26,50 kN <sup>2)</sup>
KK 12	4156	4	300	43	40	27	1	-	-	405 g	10 pcs.	18,30 kN <sup>2)</sup>
KK 21	415121	2	200	40	40	20	-	1	-	139 g	20 pcs.	
KK 22	415222	2	300	40	40	30	-	1	-	197 g	20 pcs.	
KK 23	415323	2	400	40	40	40	-	1	-	256 g	20 pcs.	

ZN: DX51D + Z275MAC



Kątownik z regulacją • Úhelník staviteľný • Uholník nastaviteľný  
 Podesiva ugaona spojnica • Szegletvas állítható • Şablon de unghiuri cu reglare  
 Угловой регулируемый • Ыглов планка, регулируема • Escuadra ajustable  
 Adjustable square • Cornière réglable • Verstellwinkel

# KR

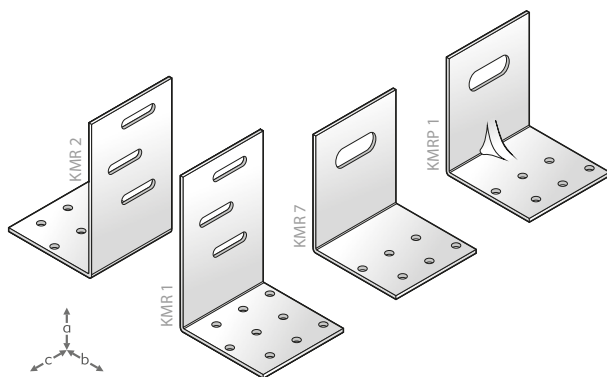
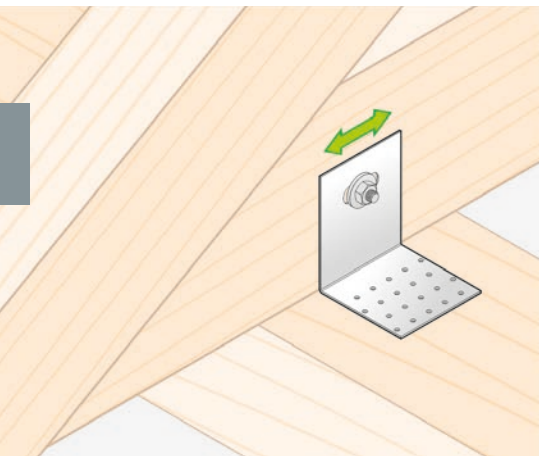


ZNZ

ZN

symbol	art. №	[mm]			qty ø					[mm]	📦	F↓	
		≠	a	b	c	ø5	ø6	ø9	ø11				ø13
KR 1	4211	3	80	65	20	-	2	-	-	-	Ø5/45	57 g 20 pcs.	5,10 kN <sup>1)</sup>
KR 2	4212	2,5	60	40	60	12	-	2	1	-	Ø11/19	101 g 20 pcs.	6,70 kN <sup>1)</sup>
KR 3	4213	4	75	45	65	-	3	-	-	-	Ø6,5/23,5; Ø6,5/45	192 g 20 pcs.	6,30 kN <sup>1)</sup>
KR 5	42110	3	90	50	50	12	-	-	-	2	Ø11/19	135 g 10 pcs.	14,70 kN <sup>2)</sup>

KR 1: electrogalvanized yellow; KR 2,3,5: DX51D + Z275MAC



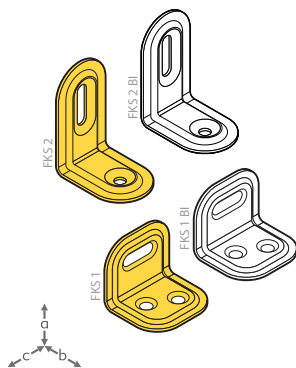
## ZN

symbol	art. №	≠	[mm]			qty $\emptyset$	[mm]		🗄️	📦	F↓
			a	b	c		$\emptyset 8$	$\emptyset 5/20$			
KMR 1	4231	2	80	60	60	9	3	-	130 g	20 pcs.	5,52 kN
KMR 2	4232	2	80	60	60	9	3	-	130 g	20 pcs.	5,52 kN
KMR 7	4237	2	60	60	60	6	-	1	110 g	20 pcs.	3,70 kN
KMR 8	4238	2	80	80	80	12	-	1	200 g	20 pcs.	6,73 kN
KMRP 1	4241	2	60	60	60	6	-	1	110 g	20 pcs.	3,74 kN
KMRP 2	4242	2	80	80	80	12	-	1	200 g	20 pcs.	6,90 kN

ZN: DX51D + Z275MAC

Kątownik z regulacją • Úhelník staviteľný • Uholník nastaviteľný  
 Podesiva ugaona spojnica • Szegletvas állítható • Şablon de unghiuri cu reglare  
 Уголок регулируемый • Ёглов планка, регулируема • Escuadra ajustable  
 Adjustable square • Cornière réglable • Verstellwinkel

# FKS

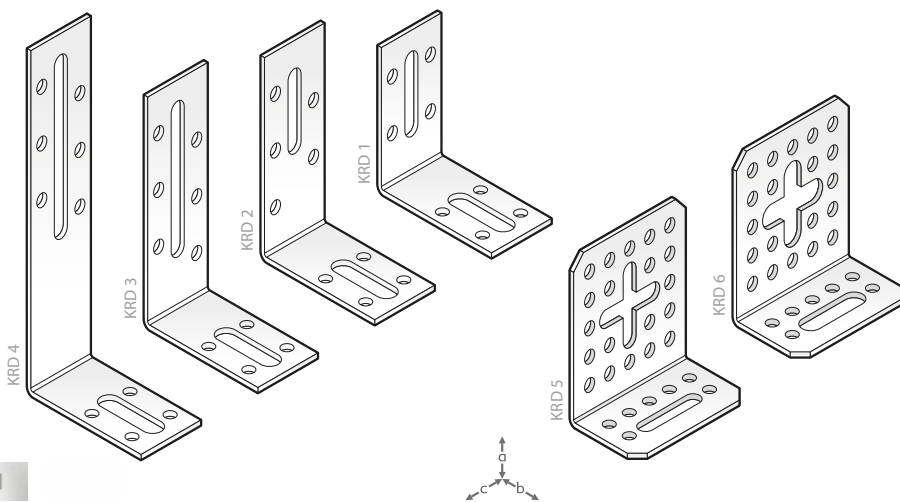
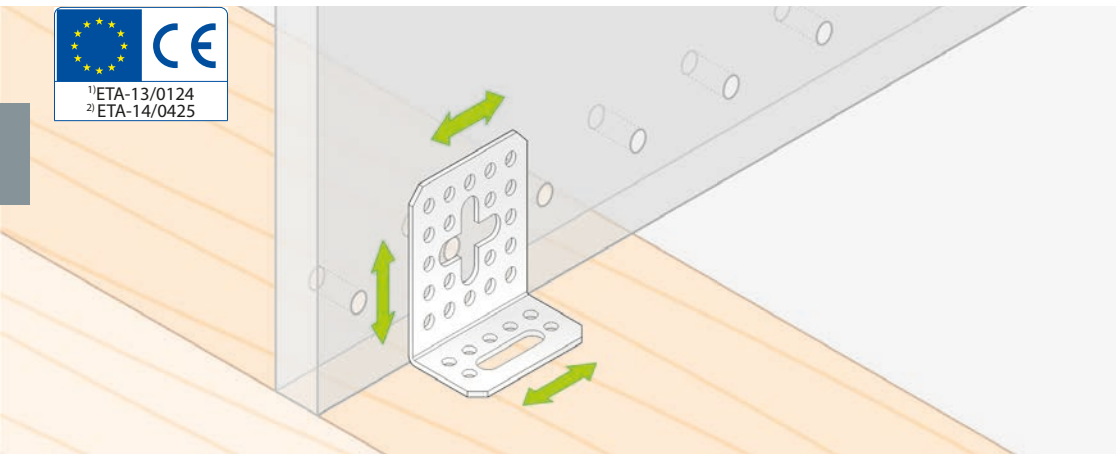


**ZNZ**



**BI**

symbol	art. №	≠	[mm]			qty ø	[mm]			🧴	📦
			a	b	c		ø4,5	ø4,5/9,5	ø4,3/12		
FKS 1	448111	1,0	25	25	29	2	1	-	40 g	20 pcs.	
FKS 1 BI	448113	1,0	25	25	29	2	1	-	45 g	20 pcs.	
FKS 2	448121	1,0	40	28	22	1	-	1	51 g	20 pcs.	
FKS 2 BI	448123	1,0	40	28	22	1	-	1	67 g	20 pcs.	

ZNZ: electrogalvanized; BI: painted white



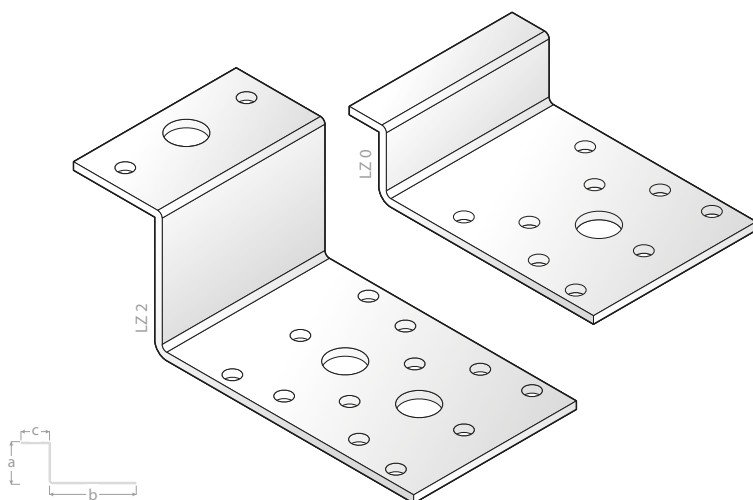
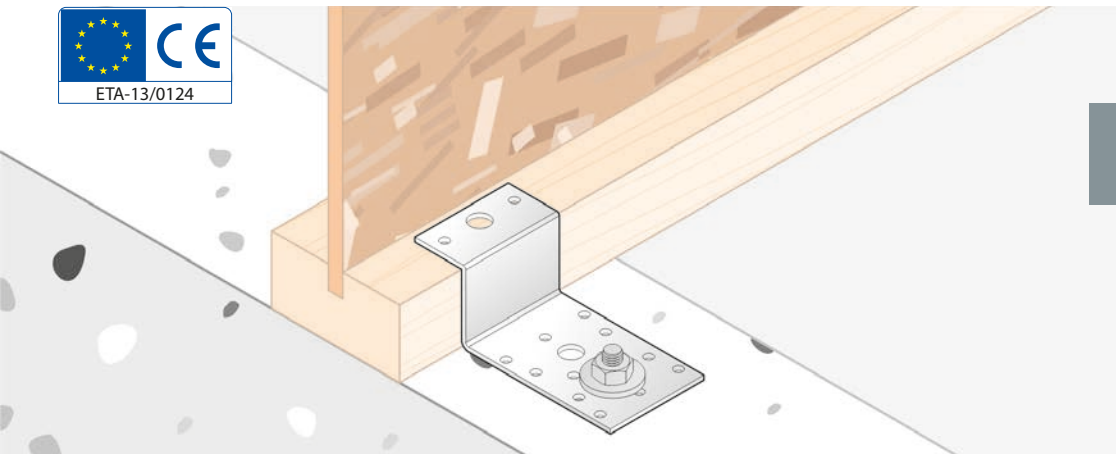
ZN

symbol	art. №	[mm]			qty	ø	[mm]						F↓
		÷	a	b			c	ø6,5/23,5	ø6,5/48,5	ø6,5/58,5			
KRD 1	4215	2	50	55	30	8	1	-	-	1	40 g	20 pcs.	6,65 kN <sup>1)</sup>
KRD 2	4216	2	70	55	30	9	1	-	-	1	45 g	20 pcs.	6,68 kN <sup>1)</sup>
KRD 3	4217	2	80	55	30	10	-	1	-	1	51 g	20 pcs.	6,75 kN <sup>1)</sup>
KRD 4	4218	2	120	55	30	10	-	-	1	1	67 g	20 pcs.	6,75 kN <sup>1)</sup>
KRD 5	4219	2	60	34	56	27	3	-	-	-	60 g	20 pcs.	6,10 kN <sup>2)</sup>
KRD 6	4220	2	60	34	56	27	-	-	-	3	58 g	20 pcs.	6,10 kN <sup>2)</sup>

ZN: DX51D + Z275MAC

Łącznik typu Z • Spojka typu Z • Spojka typu Z  
 Z-Tip connector • Összekötő lemez Z • Racord tip Z  
 Крепление Z образное • Връзка Z-образна • Conector tipo Z  
 z-type connector • Joint de type Z • Z-Typ Verbinder

LZ



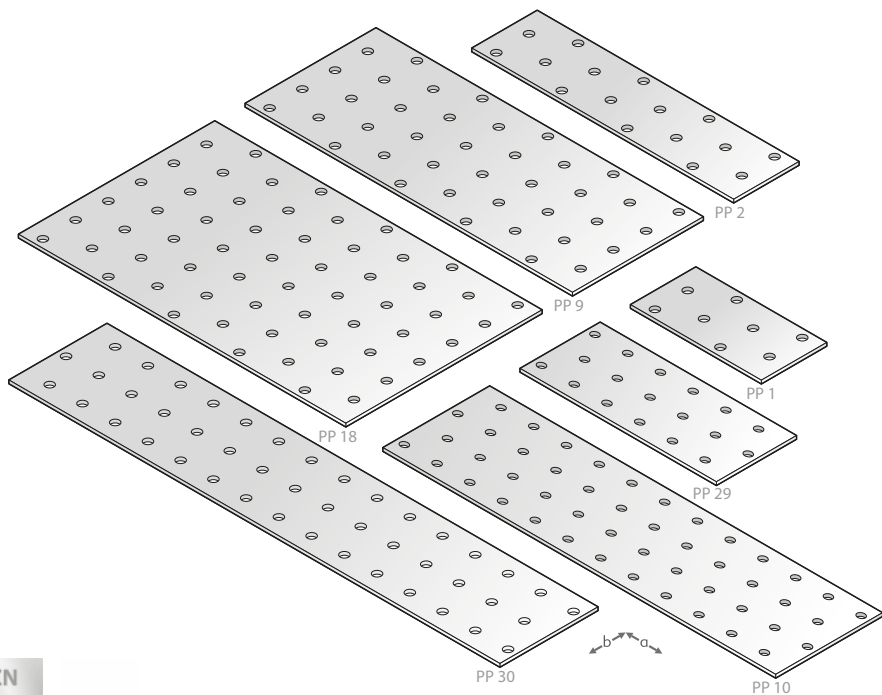
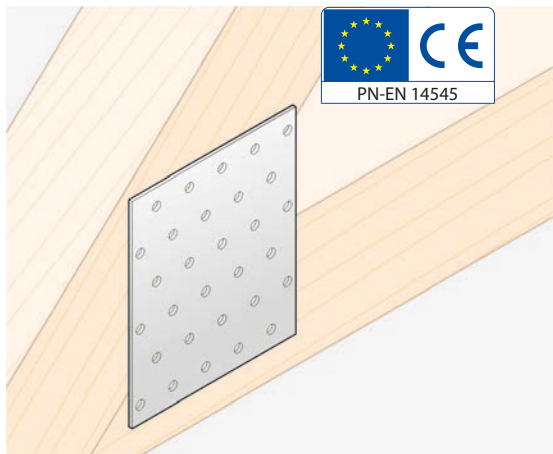
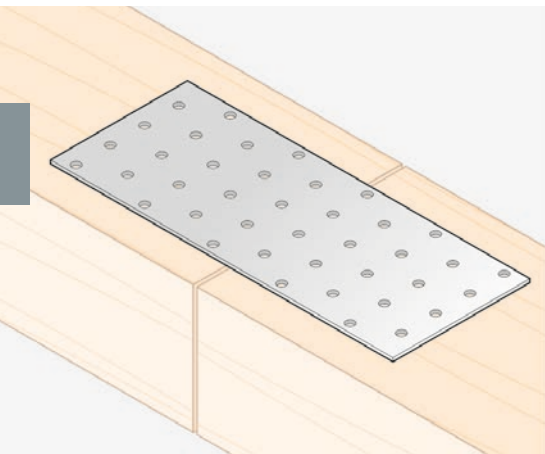
ZN

symbol	art. №	≠	[mm]			qty ø				F↓
			a	b	c	ø5	ø11			
LZ 0	4619	2,5	21	70	10	9	1	100 g	20 pcs.	-
LZ 1	4621	2,5	40	85	30	14	3	153 g	20 pcs.	3,62 kN
LZ 2	4622	2,5	50	85	30	14	3	163 g	20 pcs.	3,62 kN

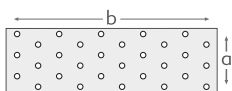
ZN: DX51D + Z275MAC

# PP

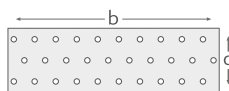
Płyta perforowana • Desticka perforovana • Doštička perforovaná  
Anker ploča • Összekötő lemez • Plăcuță perforată  
Монтажная пластина • Перфорирана планка • Placa perforada  
Anchor plate • Plaque perforée • Lochplatte



**ZN**





schema A



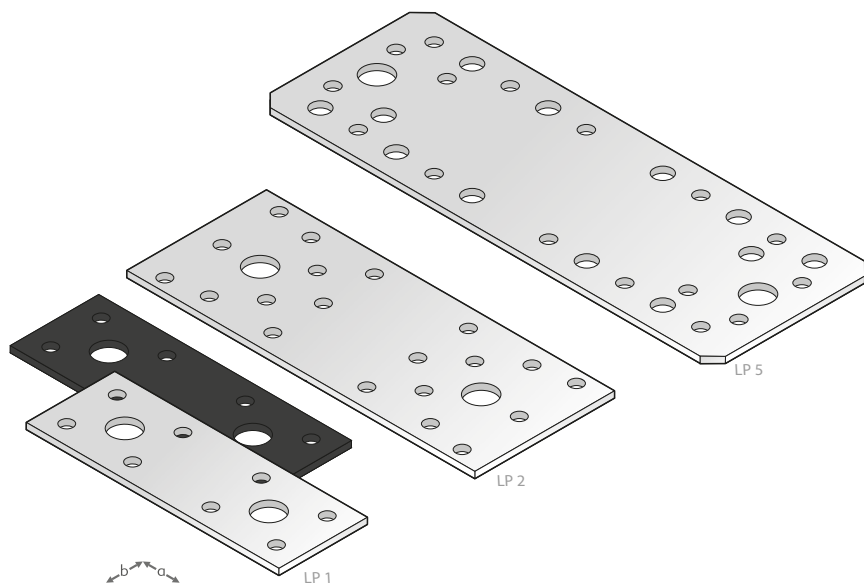
schema B

2.22



PP

symbol	art. №	[mm]		schema	qty ø ø5			F↓	
		≠	a						b
PP1	4401	2,0	40	80	A	8	47 g	20 pcs.	3,47 kN <sup>1)</sup>
PP2	4402	2,0	40	100	A	10	58 g	20 pcs.	3,51 kN <sup>1)</sup>
PP3	4403	2,0	40	120	A	12	71 g	20 pcs.	4,20 kN <sup>2)</sup>
PP4	4404	2,0	40	160	A	16	101 g	20 pcs.	4,20 kN <sup>2)</sup>
PP5	4405	2,0	60	140	A	21	124 g	20 pcs.	6,40 kN <sup>2)</sup>
PP6	4406	2,0	60	160	A	24	149 g	20 pcs.	6,40 kN <sup>2)</sup>
PP7	4407	2,0	60	200	A	30	181 g	20 pcs.	11,50 kN <sup>2)</sup>
PP8	4408	2,0	60	240	B	36	214 g	20 pcs.	11,50 kN <sup>2)</sup>
PP9	4409	2,0	80	200	A	40	236 g	20 pcs.	15,30 kN <sup>2)</sup>
PP10	4410	2,0	80	240	B	48	283 g	20 pcs.	15,30 kN <sup>2)</sup>
PP11	4411	2,0	80	300	B	60	372 g	10 pcs.	15,30 kN <sup>2)</sup>
PP12	4412	2,0	100	200	B	50	306 g	10 pcs.	10,60 kN <sup>2)</sup>
PP13	4413	2,0	100	240	B	60	368 g	10 pcs.	19,10 kN <sup>2)</sup>
PP14	4414	2,0	100	260	B	65	380 g	10 pcs.	19,10 kN <sup>2)</sup>
PP15	4415	2,0	100	300	B	75	440 g	10 pcs.	19,40 kN <sup>2)</sup>
PP16	4416	2,0	100	400	B	100	586 g	10 pcs.	34,40 kN <sup>2)</sup>
PP17	4417	2,0	100	500	B	125	732 g	10 pcs.	41,60 kN <sup>2)</sup>
PP18	4418	2,0	120	200	A	60	350 g	10 pcs.	22,90 kN <sup>2)</sup>
PP19	4419	2,0	120	240	B	72	428 g	10 pcs.	22,90 kN <sup>2)</sup>
PP20	4420	2,0	120	260	B	78	464 g	10 pcs.	22,90 kN <sup>2)</sup>
PP21	4421	2,0	120	300	B	90	532 g	10 pcs.	22,90 kN <sup>2)</sup>
PP22	4422	2,0	140	400	B	140	827 g	10 pcs.	48,20 kN <sup>2)</sup>
PP23	4423	2,0	160	400	B	160	978 g	10 pcs.	55,10 kN <sup>2)</sup>
PP24	4424	2,0	200	300	B	150	878 g	10 pcs.	38,20 kN <sup>2)</sup>
PP25	4425	2,0	200	400	B	200	1152 g	20 pcs.	68,90 kN <sup>2)</sup>
PP26	4426	2,0	200	500	B	250	1470 g	10 pcs.	83,30 kN <sup>2)</sup>
PP27	4427	2,0	200	600	B	300	1770 g	10 pcs.	97,20 kN <sup>2)</sup>
PP28	4428	2,0	40	200	B	20	117 g	20 pcs.	4,20 kN <sup>2)</sup>
PP29	4429	2,0	60	120	A	18	107 g	20 pcs.	6,40 kN <sup>2)</sup>
PP30	4430	2,0	60	300	B	45	262 g	20 pcs.	11,50 kN <sup>2)</sup>
PP31	4431	2,0	100	120	A	30	176 g	20 pcs.	10,60 kN <sup>2)</sup>
PP33	4433	2,0	80	120	A	24	138 g	1 pcs.	8,50 kN <sup>2)</sup>
PP35	4435	2,0	100	100	A	25	144 g	10 pcs.	-
PP36	4436	2,0	100	160	A	40	239 g	10 pcs.	-
PP37	4437	2,0	80	400	B	80	480 g	10 pcs.	-
PP91	4391	2,0	40	1200	B	120	691 g	10 pcs.	40,00 kN <sup>2)</sup>
PP92	4392	2,0	60	1200	B	180	1037 g	10 pcs.	59,90 kN <sup>2)</sup>
PP93	4393	2,0	80	1200	B	240	1382 g	1 pcs.	79,90 kN <sup>2)</sup>
PP94	4394	2,0	100	1200	B	300	1728 g	1 pcs.	99,90 kN <sup>2)</sup>
PP95	4395	2,0	120	1200	B	360	2074 g	1 pcs.	119,90 kN <sup>2)</sup>
PP96	4396	2,0	140	1200	B	420	2419 g	1 pcs.	139,90 kN <sup>2)</sup>
PP97	4397	2,0	160	1200	B	480	2765 g	1 pcs.	159,80 kN <sup>2)</sup>
PP98	4398	2,0	180	1200	B	540	3110 g	1 pcs.	179,80 kN <sup>2)</sup>
PP99	4399	2,0	200	1200	B	600	3456 g	1 pcs.	199,80 kN <sup>2)</sup>

DX51D + Z275MAC



ZN C

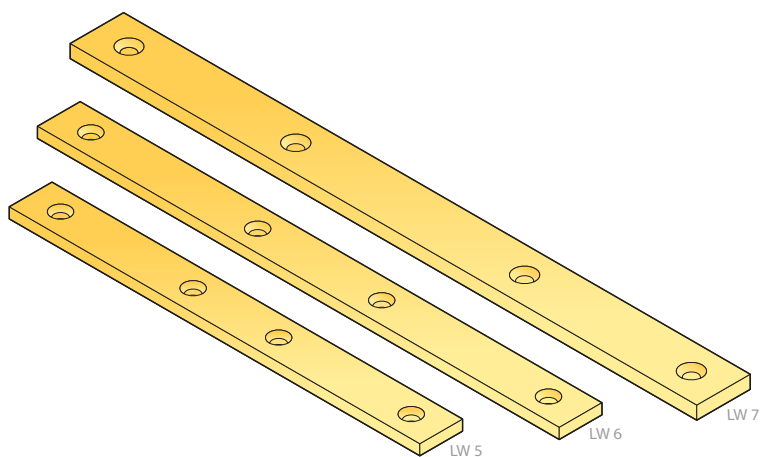
symbol	art. №	[mm]			qty ø						F↓
		÷	a	b	ø5	ø7	ø11	ø14			
LP 1	4471	2,5	100	35	8	-	2	-	61 g	20 pcs.	3,51 kN
LP 1 C	44712	2,5	100	35	8	-	2	-	61 g	10 pcs.	3,51 kN
LP 2	4472	2,5	140	55	20	-	2	-	136 g	20 pcs.	3,70 kN
LP 3	4473	2,5	200	35	16	-	4	-	117 g	20 pcs.	3,60 kN
LP 4	4474	2,5	280	55	36	-	4	-	270 g	20 pcs.	3,67 kN
LP 5	4475	2,5	180	65	16	12	2	-	209 g	20 pcs.	3,51 kN
LP 6	4476	2,5	210	90	36	-	-	2	347 g	20 pcs.	3,75 kN

ZN: DX51D + Z275MAC; C: painted black



Łącznik wąski • Spojka úzka • Spojka úzka  
 Uzana spojnica • Keskeny összekötő lemez • Racord íngüst  
 Крепление узкое • Тясна връзка • Conector estrecho  
 Narrow connector • Joint étroit • Flachverbinder


LW





ZNZ

symbol	art. №	≠	[mm]		qty ø6	🧴	📦	F↓
			a	b				
LW 5	4455	4	193	20	4	112 g	20 pcs.	3,38 kN
LW 6	4456	4	243	20	4	154 g	20 pcs.	3,38 kN
LW 7	4457	5	293	25	4	290 g	20 pcs.	3,38 kN

ZNZ: electrogalvanized yellow



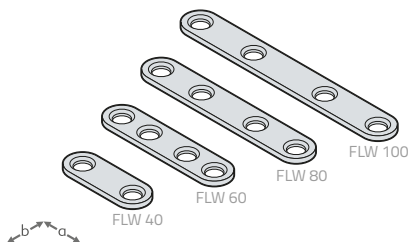
ZNG

symbol	art. №	≠	[mm]		qty $\varnothing$ $\varnothing 4,5$		
			a	b			
LW 50	4451	1,5	48	14	4	9 g	50 pcs.
LW 60	44516	1,5	58	14	4	9 g	50 pcs.
LW 80	4452	1,5	78	15	4	13 g	50 pcs.
LW 100	4453	1,5	98	15	4	24 g	50 pcs.
LW 120	4454	1,5	118	15	4	37 g	50 pcs.
LW 160	448661	2,0	156	19	4	44 g	20 pcs.
LW 200	448671	2,0	196	19	6	56 g	20 pcs.
LW 250	448681	2,0	246	22	6	82 g	20 pcs.
LW 300	448691	2,0	296	22	6	99 g	20 pcs.



ZNG: DC01 electrogalvanized

Łącznik wąski • Spojka úzká • Spojka úzka  
 Uzana spojnica • Keskeny összekötő lemez • Racord îngust  
 Крепление узкое • Тясна връзка • Conector estrecho  
 Narrow connector • Joint étroit • Flachverbinder

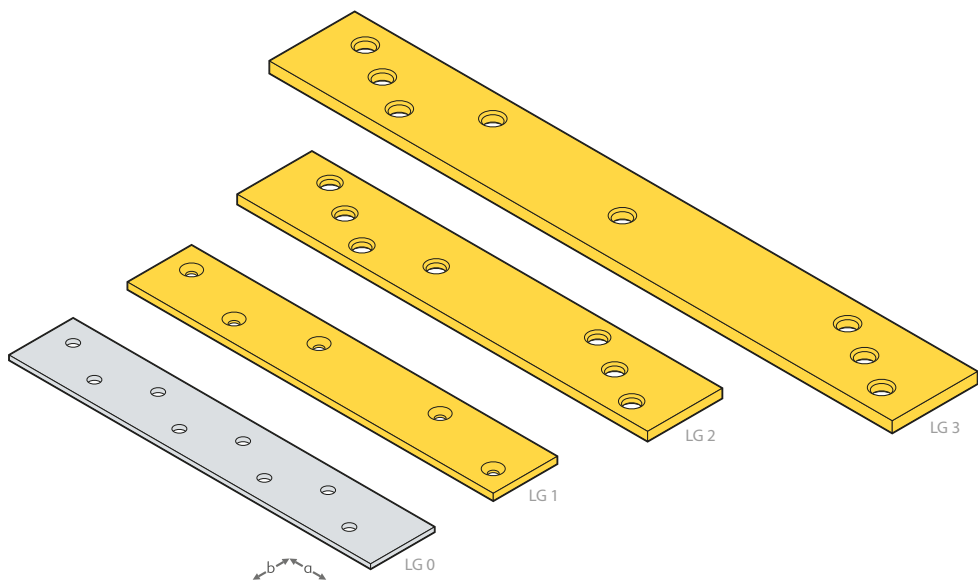
# FLW



ZNG

symbol	art. №	±	[mm]		qty ø6,5		
			a	b			
FLW 40	4483114	2,0	36,5	13	2	23 g	25 à 4 pcs.
FLW 60	4483214	2,0	56,5	13	4	34 g	25 à 4 pcs.
FLW 80	4483314	2,0	76,5	13	4	50 g	25 à 4 pcs.
FLW 100	4483414	2,0	96,5	13	4	67 g	25 à 4 pcs.

ZNG: DC01 electrogalvanized



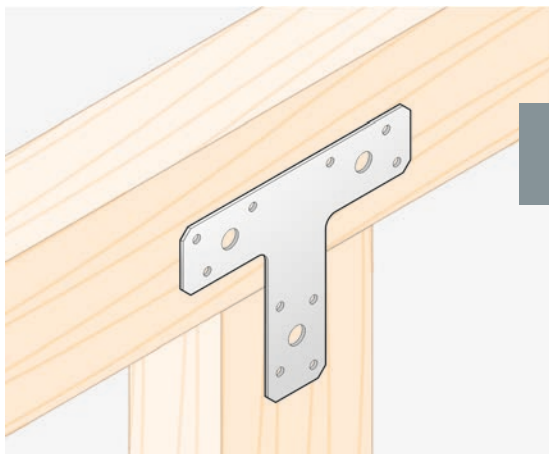
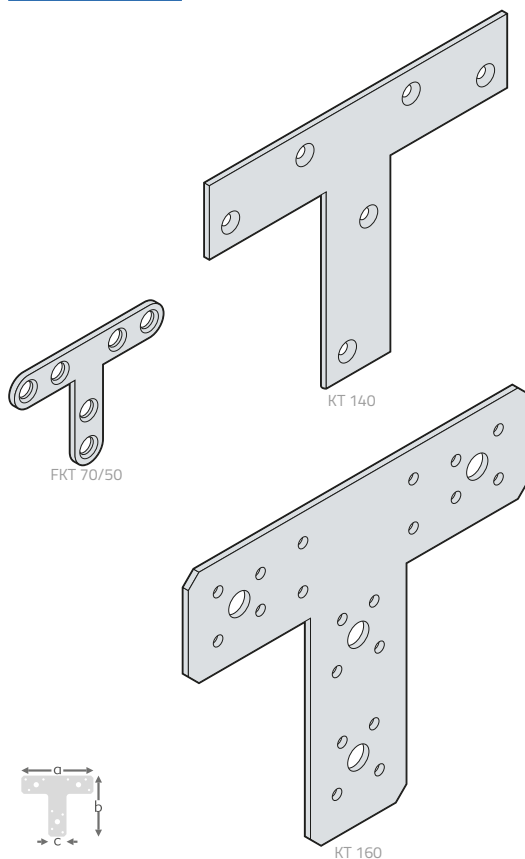
**ZN**   **ZNZ**

symbol	art. №	[mm]			qty ø				🧴	📦	F↓
		≠	a	b	ø4	ø5	ø6,8	ø7,5			
LG 0	4460	2	170	30	-	8	-	-	77 g	25 pcs.	-
LG 1	4461	3	172	30	5	-	-	-	120 g	20 pcs.	3,48 kN
LG 2	4462	4	193	35	-	-	7	-	196 g	20 pcs.	3,72 kN
LG 3	4463	5	293	40	-	-	-	8	448 g	20 pcs.	3,72 kN

ZN: DX51D+Z272MAC; ZNZ: electrogalvanized yellow

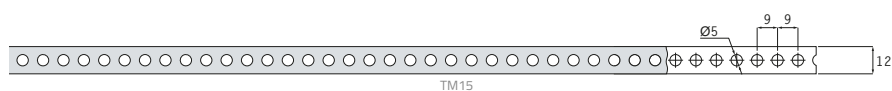
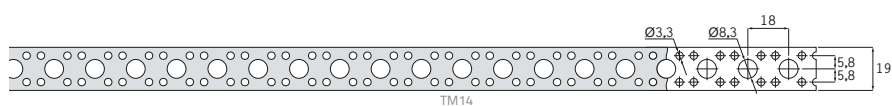
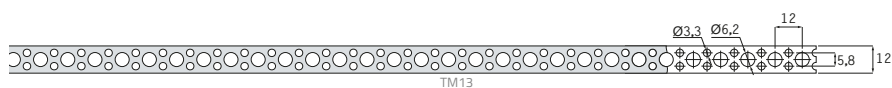
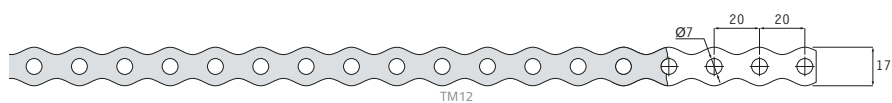
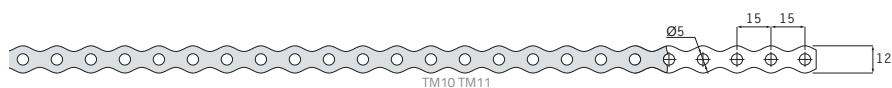
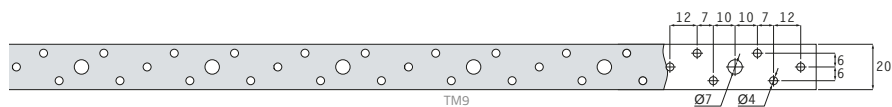
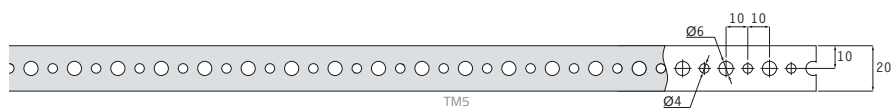
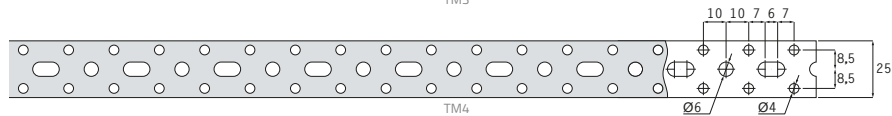
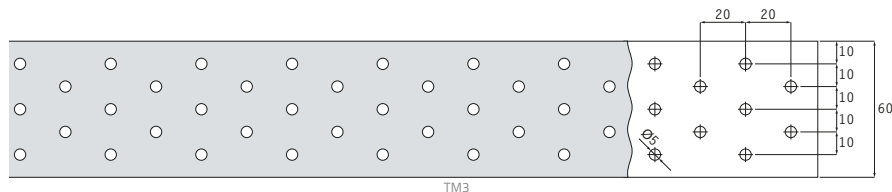
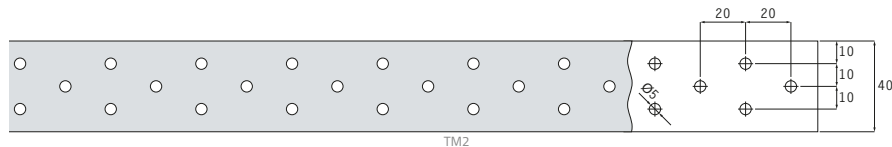
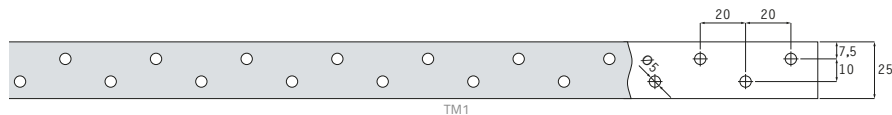
Łącznik typu T • Spojka typu T • Spojka typu T  
 T-tip konektor • Szegletvas T • Racord tip T  
 Крепление тип Т • Връзка Т-образна • Conector tipo T  
 T-type connector • Joint de type T • Flachverbinder T-Form

KT



symbol	art. №	[mm]			qty ø						🧴	📦	F↓	
		÷	a	b	c	ø3,5	ø4,5	ø5	ø6,5	ø3,5				ø11
KT 1 ZNZ	4626	2	70	50	16	6	-	-	-	-	-	26 g	50 pcs.	3,35 kN
KT 2	4627	2	150	127	38	-	-	10	-	-	3	132 g	20 pcs.	3,45 kN
KT 2 C	46272	2	150	127	38	-	-	10	-	-	3	132 g	20 pcs.	3,45 kN
KT 140	4628	2	140	110	30	-	6	-	-	-	-	100 g	10 pcs.	-
KT 160	4629	2,5	160	140	45	-	20	-	-	4	-	212 g	10 pcs.	-
FKT 70/50	448411	2,0	70	50	13	-	-	-	6	-	-	69 g	10 pcs.	-

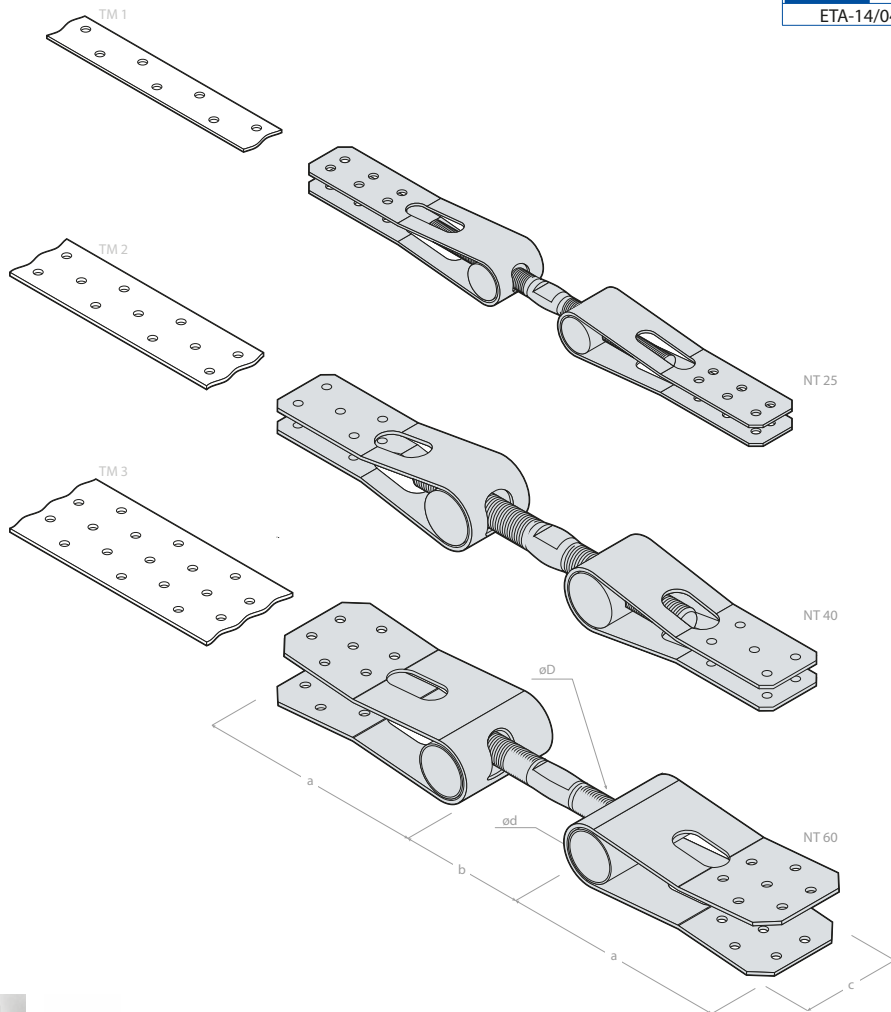
ZNZ: electrogalvanized yellow; ZN: DX51D + Z272MAC; C: painted black; ZNG: DC01 electrogalvanized





symbol	art. №	±	[mm]		🧴	📦	F↓
			a	b			
TM 1 x 10mb	43311	1,5	10mb	25	2840 g	1 pcs.	3,46 kN
TM 1 x 25mb	43312	1,5	25mb	25	7027 g	1 pcs.	3,46 kN
TM 2 x 10mb	43321	2,0	10mb	40	6090 g	1 pcs.	3,75 kN
TM 2 x 25mb	43322	2,0	25mb	40	15225 g	1 pcs.	3,75 kN
TM 3 x 10mb	43331	2,0	10mb	60	9560 g	1 pcs.	6,84 kN
TM 3 x 25mb	43332	2,0	25mb	60	23900 g	1 pcs.	6,84 kN
TM 4 x 10mb	43341	1,5	10mb	25	2490 g	1 pcs.	-
TM 4 x 25mb	43342	1,5	25mb	25	6225 g	1 pcs.	-
TM 5 x 10mb	43351	0,9	10mb	20	1226 g	1 pcs.	-
TM 5 x 25mb	43352	0,9	25mb	20	3065 g	1 pcs.	-
TM 5 x 3mb	43353	0,9	3mb	20	373 g	10 pcs.	-
TM 9 x 10mb	43391	0,9	10mb	20	1365 g	1 pcs.	-
TM 9 x 25mb	43392	0,9	25mb	20	3413 g	1 pcs.	-
TM 10 x 3mb	43401	0,7	3mb	12	145 g	1 pcs.	-
TM 10 x 10mb	43402	0,7	10mb	12	485 g	1 pcs.	-
TM 10 x 25mb	43403	0,7	25mb	12	1170 g	1 pcs.	-
TM 11 x 3mb ZI	43411	0,7	3mb	12	185 g	1 pcs.	-
TM 11 x 3mb C	43412	0,7	3mb	12	185 g	1 pcs.	-
TM 11 x 3mb BI	43413	0,7	3mb	12	185 g	1 pcs.	-
TM 12 x 3mb	43421	0,7	3mb	17	205 g	1 pcs.	-
TM 12 x 10mb	43422	0,7	10mb	17	680 g	1 pcs.	-
TM 12 x 25mb	43423	0,7	25mb	17	1670 g	1 pcs.	-
TM 13 x 10mb	43431	0,7	10mb	12	510 g	1 pcs.	-
TM 13 x 25mb	43432	0,7	25mb	12	1250 g	1 pcs.	-
TM 14 x 3mb	43441	0,7	3mb	19	240 g	1 pcs.	-
TM 14 x 10mb	43442	0,7	10mb	19	815 g	1 pcs.	-
TM 15 x 3mb	43451	0,7	3mb	12	172 g	1 pcs.	-
TM 15 x 10mb	43452	0,7	10mb	12	608 g	1 pcs.	-

DX51D + Z275MAC; ZI: painted green; C: painted black; BI: painted white



**ZN**

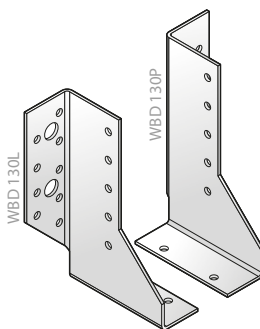
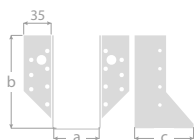
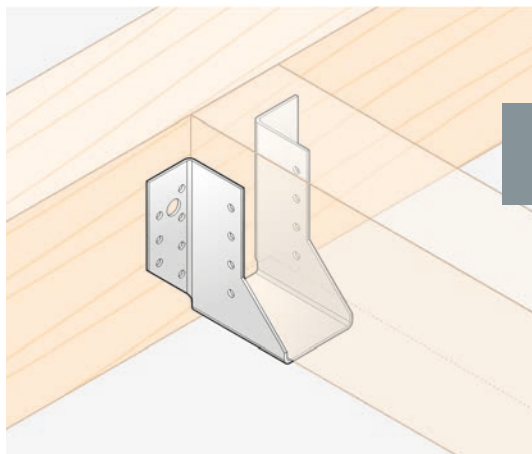
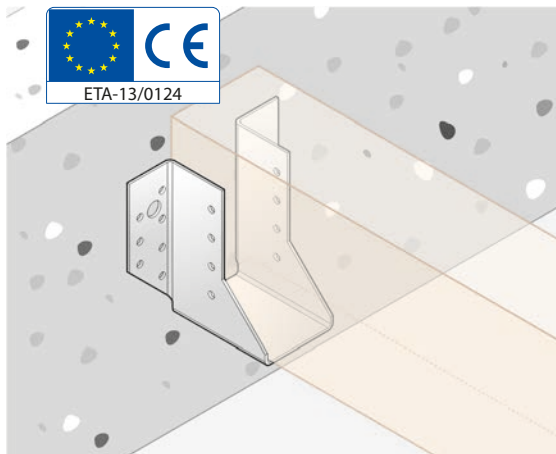
symbol	art. №	≠	[mm]					qty	ø	ø5	⊞	⊞	F↓
			a	b	c	d	D						
NT 25	4351	2	135	15-120	25	20	M10	12	480 g	1 pcs.	25,26 kN		
NT 40	4352	2	140	15-120	40	30	M16	10	901 g	1 pcs.	37,14 kN		
NT 60	4353	2	140	15-120	60	30	M16	14	1300 g	1 pcs.	67,62 kN		

DX51D + Z275MAC



Wieszak belki • Trámová botka • Trámová papuča  
 Nosač grede • Gerenda szeglemez • Dispozitiv de agățare pt grindă  
 Крепление балки • Пета за греда • Soporte fijación alas exteriores  
 Joist hanger • Suspente de solive • Balkenschuh

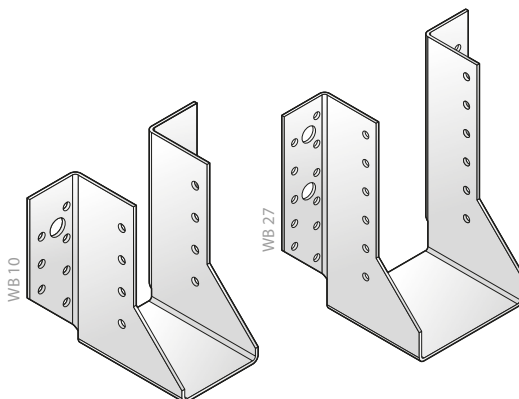
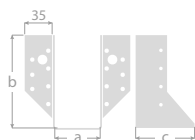
# WBD



ZN



symbol	art. №	≠	[mm]			qty ø				F↓
			a	b	c	ø5	ø11			
WBD 105 L	4543	2,0	25	105	75	13	1	145 g	10 pcs.	26,96 kN
WBD 105 P	4544	2,0	25	105	75	13	1	145 g	10 pcs.	26,96 kN
WBD 130 L	4551	2,0	28	130	75	16	2	182 g	10 pcs.	26,96 kN
WBD 130 P	4552	2,0	28	130	75	16	2	182 g	10 pcs.	26,96 kN
WBD 140 L	4545	2,0	50	140	75	19	2	215 g	10 pcs.	26,96 kN
WBD 140 P	4546	2,0	50	140	75	19	2	215 g	10 pcs.	26,96 kN
WBD 170 L	4547	2,0	50	170	75	22	3	245 g	10 pcs.	26,96 kN
WBD 170 P	4548	2,0	50	170	75	22	3	245 g	10 pcs.	26,96 kN
WBD 200 L	4549	2,0	50	200	75	25	3	280 g	10 pcs.	26,96 kN
WBD 200 P	4550	2,0	50	200	75	25	3	280 g	10 pcs.	26,96 kN

DXS1D + Z275MAC

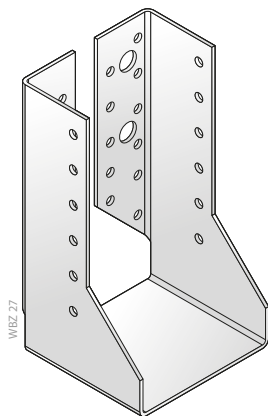
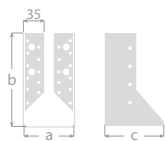


symbol	art. №	≠	[mm]			qty ø				F↓
			a	b	c	ø5	ø11			
WB 1	4501	2,0	25	118	75	22	2	292 g	10 pcs.	17,05 kN <sup>1)</sup>
WB 2	4502	2,0	38	111	75	22	2	295 g	10 pcs.	17,05 kN <sup>1)</sup>
WB 3	4503	2,0	38	141	75	28	4	351 g	10 pcs.	20,30 kN <sup>1)</sup>
WB 4	4504	2,0	38	171	75	34	4	434 g	10 pcs.	25,45 kN <sup>1)</sup>
WB 5	4505	2,0	41	110	75	22	2	294 g	10 pcs.	17,05 kN <sup>1)</sup>
WB 6	4506	2,0	41	140	75	28	4	357 g	10 pcs.	20,30 kN <sup>1)</sup>
WB 7	4507	2,0	41	170	75	34	4	424 g	10 pcs.	25,45 kN <sup>1)</sup>
WB 8	4508	2,0	45	108	75	22	2	295 g	10 pcs.	17,05 kN <sup>1)</sup>
WB 9	4509	2,0	45	138	75	28	4	365 g	10 pcs.	20,30 kN <sup>1)</sup>
WB 10	4510	2,0	51	105	75	22	2	297 g	10 pcs.	17,05 kN <sup>1)</sup>
WB 11	4511	2,0	51	135	75	28	4	367 g	10 pcs.	20,30 kN <sup>1)</sup>
WB 12	4512	2,0	51	165	75	34	4	429 g	10 pcs.	25,45 kN <sup>1)</sup>
WB 13	4513	2,0	51	195	75	40	6	492 g	10 pcs.	27,75 kN <sup>1)</sup>
WB 14	4514	2,0	60	100	75	22	2	295 g	10 pcs.	17,05 kN <sup>1)</sup>
WB 15	4515	2,0	60	130	75	28	4	366 g	10 pcs.	20,30 kN <sup>1)</sup>
WB 16	4516	2,0	60	160	75	34	4	434 g	10 pcs.	25,45 kN <sup>1)</sup>
WB 17	4517	2,0	60	190	75	40	6	492 g	10 pcs.	27,75 kN <sup>1)</sup>
WB 18	4518	2,0	60	220	75	46	6	561 g	10 pcs.	32,30 kN <sup>1)</sup>
WB 19	4519	2,0	64	98	75	22	2	298 g	10 pcs.	17,05 kN <sup>1)</sup>
WB 20	4520	2,0	64	128	75	28	4	361 g	10 pcs.	20,30 kN <sup>1)</sup>
WB 21	4521	2,0	70	125	75	28	4	366 g	10 pcs.	20,30 kN <sup>1)</sup>
WB 22	4522	2,0	70	155	75	34	4	424 g	10 pcs.	25,45 kN <sup>1)</sup>
WB 23	4523	2,0	76	122	75	28	4	362 g	10 pcs.	20,30 kN <sup>1)</sup>

ZN: DX51D + Z275MAC; C: painted black

symbol	art. №	≠	[mm]			qty ø				F↓
			a	b	c	ø5	ø11			
WB 24	4524	2,0	76	152	75	34	4	426 g	10 pcs.	25,45 kN <sup>1)</sup>
WB 25	4525	2,0	76	182	75	40	6	491 g	10 pcs.	27,75 kN <sup>1)</sup>
WB 26	4526	2,0	80	120	75	28	4	354 g	10 pcs.	20,30 kN <sup>1)</sup>
WB 27	4527	2,0	80	150	75	34	4	430 g	10 pcs.	25,45 kN <sup>1)</sup>
WB 28	4528	2,0	80	180	75	40	6	501 g	10 pcs.	27,75 kN <sup>1)</sup>
WB 29	4529	2,0	80	210	75	46	6	561 g	10 pcs.	32,30 kN <sup>1)</sup>
WB 30	4530	2,0	100	140	75	34	4	436 g	10 pcs.	25,45 kN <sup>1)</sup>
WB 31	4531	2,0	100	170	75	40	6	492 g	10 pcs.	27,75 kN <sup>1)</sup>
WB 32	4532	2,0	100	200	75	46	6	566 g	10 pcs.	32,30 kN <sup>1)</sup>
WB 33	4533	2,0	115	163	75	40	6	491 g	10 pcs.	27,75 kN <sup>1)</sup>
WB 34	4534	2,0	115	193	75	46	6	566 g	10 pcs.	32,30 kN <sup>1)</sup>
WB 35	4535	2,0	120	160	75	40	6	490 g	10 pcs.	27,75 kN <sup>1)</sup>
WB 36	4536	2,0	120	190	75	46	6	562 g	10 pcs.	32,30 kN <sup>1)</sup>
WB 37	4537	2,0	140	180	75	46	6	555 g	10 pcs.	32,30 kN <sup>1)</sup>
WB 38	4538	2,0	160	170	75	46	6	570 g	10 pcs.	32,30 kN <sup>1)</sup>
WB 39	4539	2,0	92	144	75	34	4	429 g	10 pcs.	13,20 kN <sup>2)</sup>
WB 40	45401	2,0	25	107	75	22	2	272 g	10 pcs.	6,60 kN <sup>2)</sup>
WB 41	45402	2,0	25	146	75	28	4	361 g	10 pcs.	7,40 kN <sup>2)</sup>
WB 42	45403	2,0	28	176	75	34	4	430 g	10 pcs.	7,40 kN <sup>2)</sup>
WB 43	45404	2,0	32	104	75	22	2	272 g	10 pcs.	8,40 kN <sup>2)</sup>
WB 44	45405	2,0	32	114	75	22	2	295 g	10 pcs.	8,40 kN <sup>2)</sup>
WB 45	45406	2,0	32	144	75	28	4	361 g	10 pcs.	8,40 kN <sup>2)</sup>
WB 46	45407	2,0	32	174	75	34	4	430 g	10 pcs.	8,40 kN <sup>2)</sup>
WB 47	45408	2,0	38	101	75	22	2	272 g	10 pcs.	9,70 kN <sup>2)</sup>
WB 48	45409	2,0	41	99	75	22	2	272 g	10 pcs.	9,60 kN <sup>2)</sup>
WB 49	45410	2,0	45	97	75	22	2	272 g	10 pcs.	9,40 kN <sup>2)</sup>
WB 49 C	454102	2,0	45	97	75	22	2	272 g	6 pcs.	9,40 kN <sup>2)</sup>
WB 50	45411	2,0	45	167	75	34	4	430 g	10 pcs.	11,80 kN <sup>2)</sup>
WB 51	45412	2,0	45	197	75	40	6	496 g	10 pcs.	11,80 kN <sup>2)</sup>
WB 52	45413	2,0	48	96	75	22	2	272 g	10 pcs.	9,30 kN <sup>2)</sup>
WB 52 C	454132	2,0	48	96	75	22	2	272 g	6 pcs.	9,30 kN <sup>2)</sup>
WB 53	45414	2,0	48	106	75	22	2	295 g	10 pcs.	9,30 kN <sup>2)</sup>
WB 54	45415	2,0	48	136	75	28	4	361 g	10 pcs.	12,40 kN <sup>2)</sup>
WB 55	45416	2,0	48	166	75	34	4	430 g	10 pcs.	12,60 kN <sup>2)</sup>
WB 56	45417	2,0	48	226	75	46	6	565 g	10 pcs.	12,60 kN <sup>2)</sup>
WB 57	45418	2,0	51	94	75	22	2	272 g	10 pcs.	9,10 kN <sup>2)</sup>
WB 58	45419	2,0	66	217	75	46	6	565 g	10 pcs.	17,30 kN <sup>2)</sup>
WB 59	45420	2,0	73	123	75	28	4	361 g	10 pcs.	11,20 kN <sup>2)</sup>
WB 60	45421	2,0	73	153	75	34	4	430 g	10 pcs.	14,20 kN <sup>2)</sup>
WB 61	45422	2,0	73	183	75	40	6	496 g	10 pcs.	18,40 kN <sup>2)</sup>
WB 62	45423	2,0	90	205	75	46	6	565 g	10 pcs.	22,90 kN <sup>2)</sup>
WB 63	45424	2,0	98	141	75	34	4	430 g	10 pcs.	12,90 kN <sup>2)</sup>

ZN: DX51D + Z275MAC; C: painted black

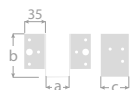
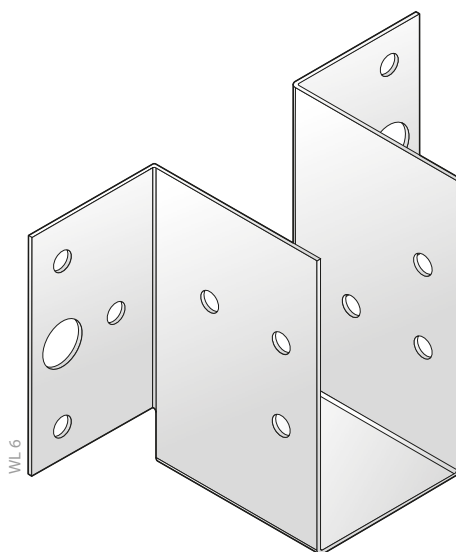


symbol	art. №	÷	[mm]			qty ø		🧴	📦	F↓
			a	b	c	ø5	ø11			
WBZ 14	4560	2,0	60	100	75	16	2	262 g	10 pcs.	9,30 kN <sup>2)</sup>
WBZ 21	4561	2,0	70	125	75	28	4	358 g	10 pcs.	12,75 kN <sup>1)</sup>
WBZ 22	4562	2,0	70	155	75	34	4	424 g	10 pcs.	22,35 kN <sup>1)</sup>
WBZ 23	4563	2,0	76	122	75	28	4	358 g	10 pcs.	12,75 kN <sup>1)</sup>
WBZ 24	4564	2,0	76	152	75	34	4	432 g	10 pcs.	22,35 kN <sup>1)</sup>
WBZ 25	4565	2,0	76	182	75	40	6	493 g	10 pcs.	30,95 kN <sup>1)</sup>
WBZ 26	4566	2,0	80	120	75	28	4	350 g	10 pcs.	12,75 kN <sup>1)</sup>
WBZ 27	4567	2,0	80	150	75	34	4	423 g	10 pcs.	22,35 kN <sup>1)</sup>
WBZ 28	4568	2,0	80	180	75	40	6	493 g	10 pcs.	30,95 kN <sup>1)</sup>
WBZ 29	4569	2,0	80	210	75	46	6	562 g	10 pcs.	28,65 kN <sup>1)</sup>
WBZ 30	4570	2,0	100	140	75	34	4	424 g	10 pcs.	22,35 kN <sup>1)</sup>
WBZ 31	4571	2,0	100	170	75	40	6	492 g	10 pcs.	30,95 kN <sup>1)</sup>
WBZ 32	4572	2,0	100	200	75	46	6	561 g	10 pcs.	30,95 kN <sup>1)</sup>
WBZ 33	4573	2,0	115	163	75	40	6	484 g	10 pcs.	28,65 kN <sup>1)</sup>
WBZ 34	4574	2,0	115	193	75	46	6	571 g	10 pcs.	28,65 kN <sup>1)</sup>
WBZ 35	4575	2,0	120	160	75	40	6	488 g	10 pcs.	30,95 kN <sup>1)</sup>
WBZ 36	4576	2,0	120	190	75	46	6	578 g	10 pcs.	28,65 kN <sup>1)</sup>
WBZ 37	4577	2,0	140	180	75	46	6	568 g	10 pcs.	28,65 kN <sup>1)</sup>
WBZ 38	4578	2,0	160	170	75	46	6	560 g	10 pcs.	16,20 kN <sup>2)</sup>
WBZ 49	4579	2,0	45	97	75	16	2	240 g	10 pcs.	4,80 kN <sup>2)</sup>
WBZ 49 C	45792	2,0	45	97	75	16	2	240 g	6 pcs.	4,80 kN <sup>2)</sup>
WBZ 52	4580	2,0	48	96	75	16	2	240 g	10 pcs.	4,80 kN <sup>2)</sup>
WBZ 52 C	45802	2,0	48	96	75	16	2	240 g	6 pcs.	4,80 kN <sup>2)</sup>
WBZ 54	4581	2,0	48	136	75	20	2	320 g	10 pcs.	5,80 kN <sup>2)</sup>

ZN: DX51D + Z275MAC; C: painted black

Wieszak belki lekki • Trámová botka lehká • Trámová papuča ľahká  
 Lakši Nosač grede • Kőnnyű gerenda szeglemez C • Dispozitiv de agățare pt grindă ușor  
 Крепление балки легкое • Пета за греда, олекотена • Sororte fijación alas exteriores fino  
 Light joist hanger • Suspente de solive légère • Balkenschuh leicht


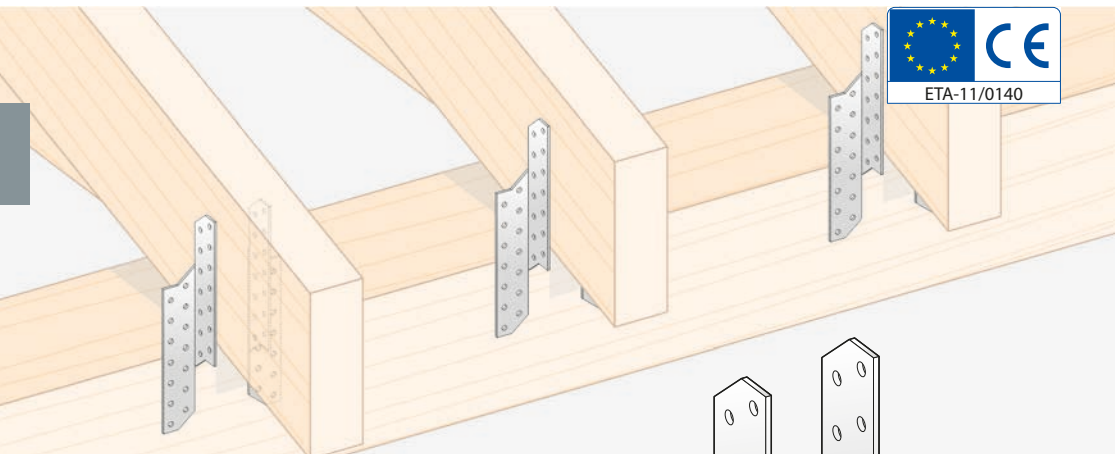
WL



ZN

symbol	art. №	≠	[mm]			qty ø		🧴	📦	F↓
			a	b	c	ø5	ø11			
WL 5	4555	1	25	77	45	12	2	97 g	10 pcs.	14,29 kN
WL 6	4556	1	38	71	45	12	2	97 g	10 pcs.	14,29 kN
WL 7	4557	1	41	70	45	12	2	97 g	10 pcs.	14,29 kN
WL 8	4558	1	51	65	45	12	2	97 g	10 pcs.	14,29 kN
WL 9	4559	1	60	60	45	14	2	97 g	10 pcs.	14,29 kN

ZN: DX51D + Z275MAC



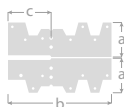
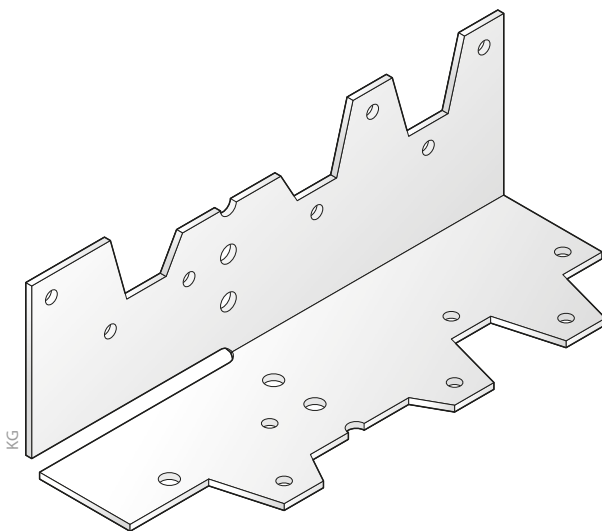
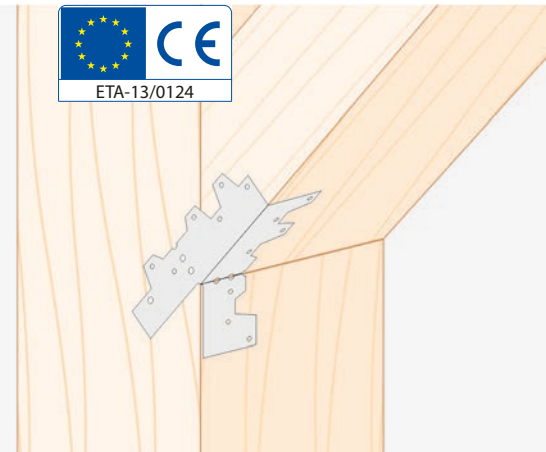
ZN

symbol	art. №	≠	[mm]		type	qty ø ø5			F↓
			a	b					
LK 1	4661	2	170	32	L	20	95 g	20 pcs.	19,36 kN
LK 2	4662	2	170	32	P	20	95 g	20 pcs.	19,36 kN
LK 3	4663	2	210	32	L	28	132 g	20 pcs.	19,25 kN
LK 4	4664	2	210	32	P	28	131 g	20 pcs.	19,25 kN
LK 5	4665	2	250	32	L	36	186 g	20 pcs.	19,91 kN
LK 6	4666	2	250	32	P	36	186 g	20 pcs.	19,91 kN
LK 7	4667	2	290	32	L	44	208 g	20 pcs.	19,35 kN
LK 8	4668	2	290	32	P	44	208 g	20 pcs.	19,35 kN

ZN: DX51D + Z275MAC

Kątownik gięty • Úhelník ohýbací • Uholník ohýbací  
 Savijeni ugaonik • Sarokösszekötő lemez többfunkciós • Şablon de unghiuri curbat  
 Уголок загнутый • Ёглова планка, извита • Ángulo plegado  
 Folded angle • Corniere pliéée • Verbinder faltbar

# KG



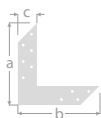
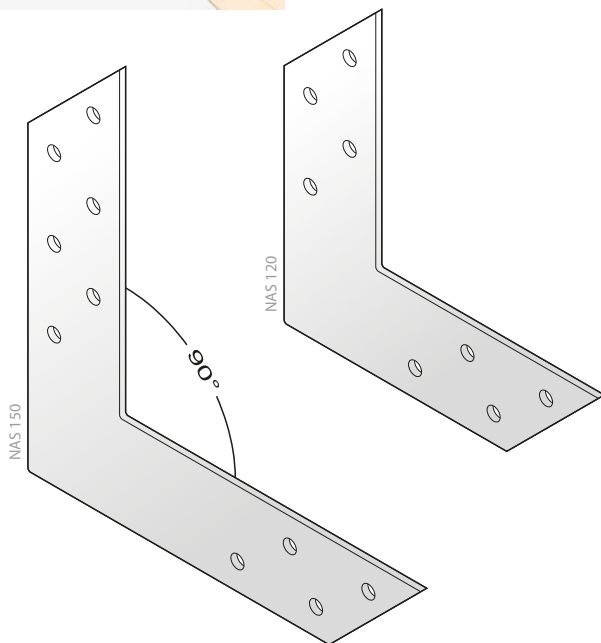
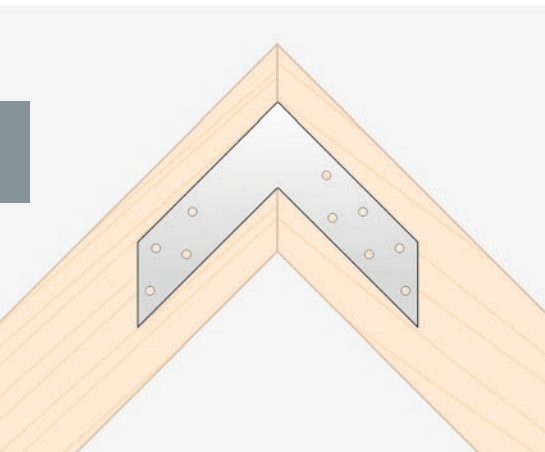
**ZN**

symbol	art. №	≠	[mm]			qty ø		📦	F↓	
			a	b	c	ø3	ø5			
KG	4620	1,5	38	120	50	14	4	114 g	50 pcs.	3,44 kN

ZN: DX51D + Z275MAC

**2.39**

**KG**

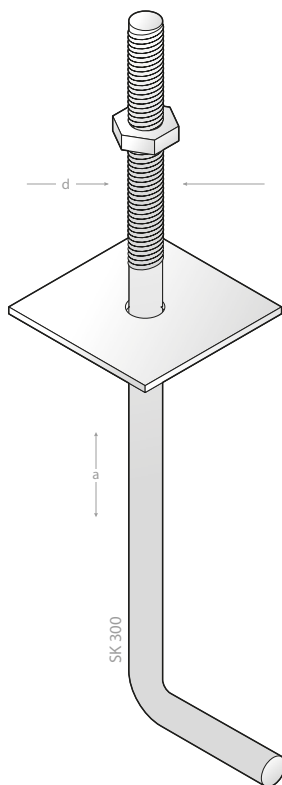




**ZN**


symbol	art. №	≠	[mm]			qty ø	📦	📦
			a	b	c			
NAS 120	46501	2,0	120	120	35	8	94 g	10 pcs.
NAS 150	46502	2,0	150	150	35	10	123 g	10 pcs.



ZN: DX51D + Z275MAC





symbol	art. №	[mm]			
		a	d		
SK 250	7882	250	M12	286 g	10 pcs.
SK 300	7883	300	M12	324 g	10 pcs.
SK 350	7884	350	M12	361 g	10 pcs.
SK 400	7885	400	M12	393 g	10 pcs.
SK 450	7886	450	M12	427 g	10 pcs.
SK 500	7887	500	M12	468 g	10 pcs.

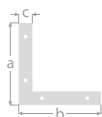
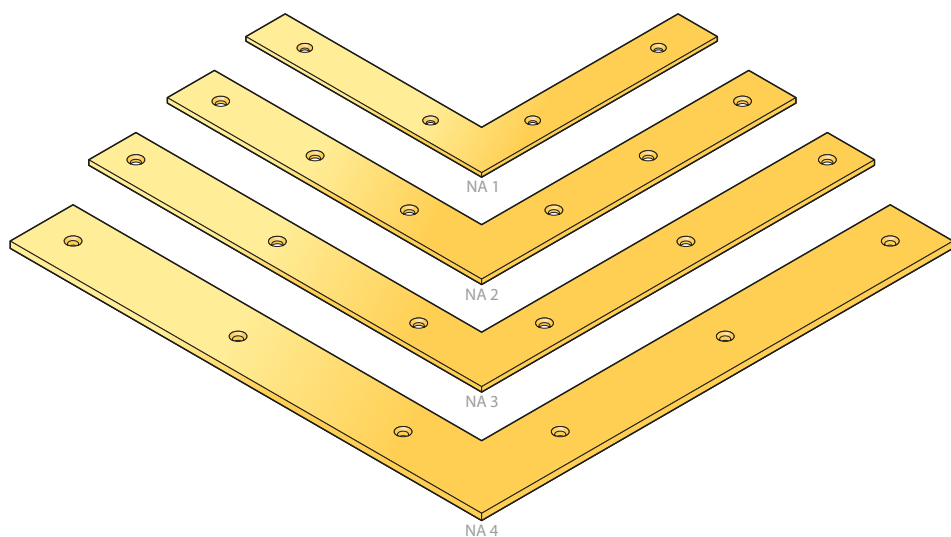


symbol	art. №	≠	[mm]			qty ø			
			a	b	c	ø4,5	ø5		
NAO 1	4660	2,5	150	150	25	5	-	80 g	10 pcs.
NAD 1	89902	2,5	150	150	25	-	5	103 g	10 pcs.
NAD 2	89912	3,0	200	200	30	-	6	181 g	10 pcs.
NAD 4	89932	4,0	300	300	40	-	6	624 g	10 pcs.
NAD 8	89972	2,0	100	100	15	-	5	44 g	10 pcs.

ZNZ: electrogalvanized yellow; C: painted black

Narožnik • Rohovnik • Rohovnik  
 Stolarijski ugaonik • Zsalu l sarokvas • Colț  
 Оконный уголок • Ъгълник плосък • Ângulo de ventana  
 Door angle • Équerre • Möbelwinkel

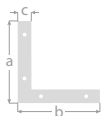
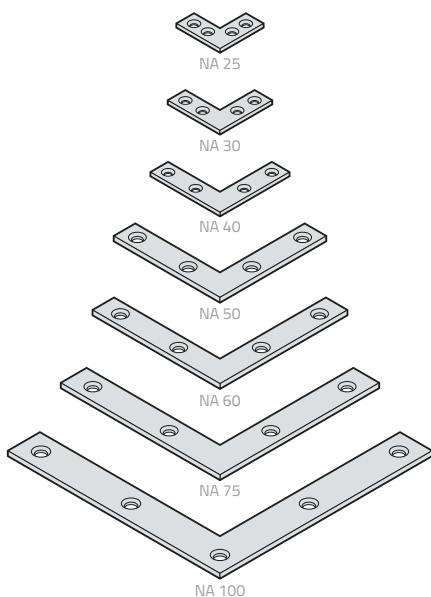
NA



ZNZ

symbol	art. №	≠	[mm]			qty ø			🧴	📦
			a	b	c	ø3	ø4	ø5		
NA 1	4651	2,5	150	150	25	-	4	-	133 g	10 pcs.
NA 2	4652	3,0	200	200	30	-	-	6	248 g	10 pcs.
NA 3	4653	3,0	250	250	30	-	-	6	314 g	10 pcs.
NA 4	4654	4,0	300	300	40	-	-	6	713 g	10 pcs.

ZNZ: electrogalvanized yellow



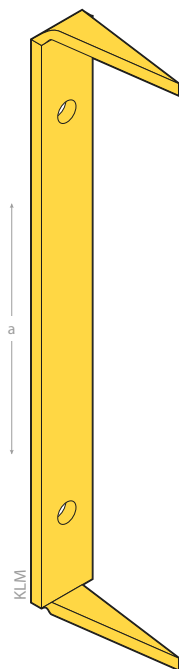
## ZNG

symbol	art. №	≠	[mm]			qty ø			📦	📦
			a	b	c	ø3,5	ø4	ø4,5		
NA 25	4487114	1,5	25	25	10	4	-	-	16 g	50 à 4 pcs.
NA 30	4487214	1,5	30	30	10	4	-	-	21 g	50 à 4 pcs.
NA 40	4487314	1,5	40	40	10	4	-	-	30 g	50 à 4 pcs.
NA 50	448741	2,0	50	50	10	-	4	-	13 g	50 pcs.
NA 60	448751	2,0	60	60	10	-	4	-	16 g	50 pcs.
NA 75	448761	2,0	75	75	12	-	4	-	25 g	50 pcs.
NA 100	448771	2,0	100	100	15	-	-	5	42 g	10 pcs.



ZNG: electrogalvanized

Klamra do belek • Kramle • Kramla  
Klamfa konektor • Összekötő kapocs • Agrafă pt grinzi  
Скоба • Скоба за летви • Conector abrazadera  
Clamp connector • Crampon de poutre • Balkenklammer

# KLM

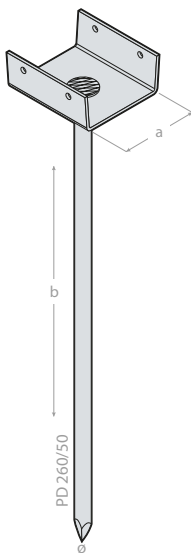
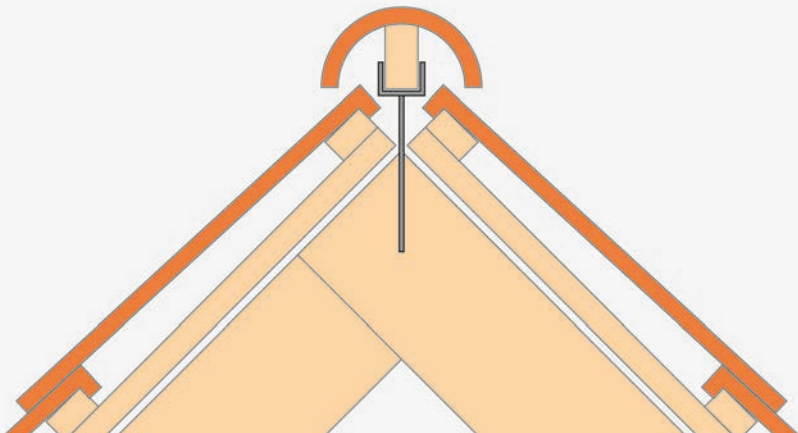


**ZNZ**

symbol	art. №	$\frac{\pm}{\div}$ [mm]	qty $\emptyset$		
KLM	4630	a	$\emptyset 5$	263 g	10 pcs.

ZNZ: electrogalvanized yellow

2.45



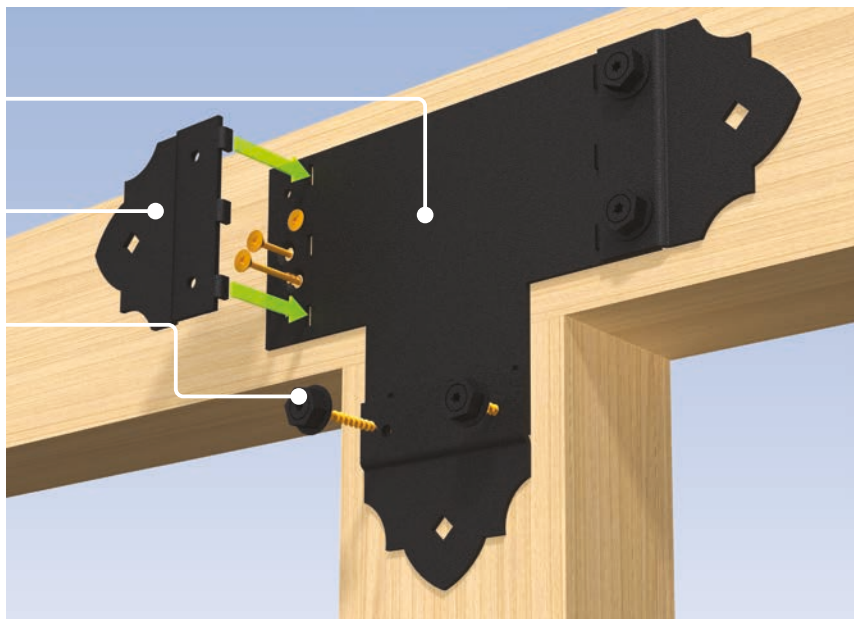
ZNO

symbol	art. №	≠	[mm]		ø	qty ø	📦	📦
			a	b				
PD 210/50	4610	1,5	50	210	7	4	137 g	10 pcs.
PD 260/50	4611	1,5	50	260	7	4	164 g	10 pcs.
PD 310/50	4612	1,5	50	310	7	4	190 g	10 pcs.
PD 210/40	4613	1,5	40	210	7	4	137 g	10 pcs.
PD 260/40	4614	1,5	40	260	7	4	164 g	10 pcs.
PD 310/40	4615	1,5	40	310	7	4	190 g	10 pcs.

ZNO: hot-dip galvanized

**DMX<sup>®</sup> SD**  
**S Y S T E M**





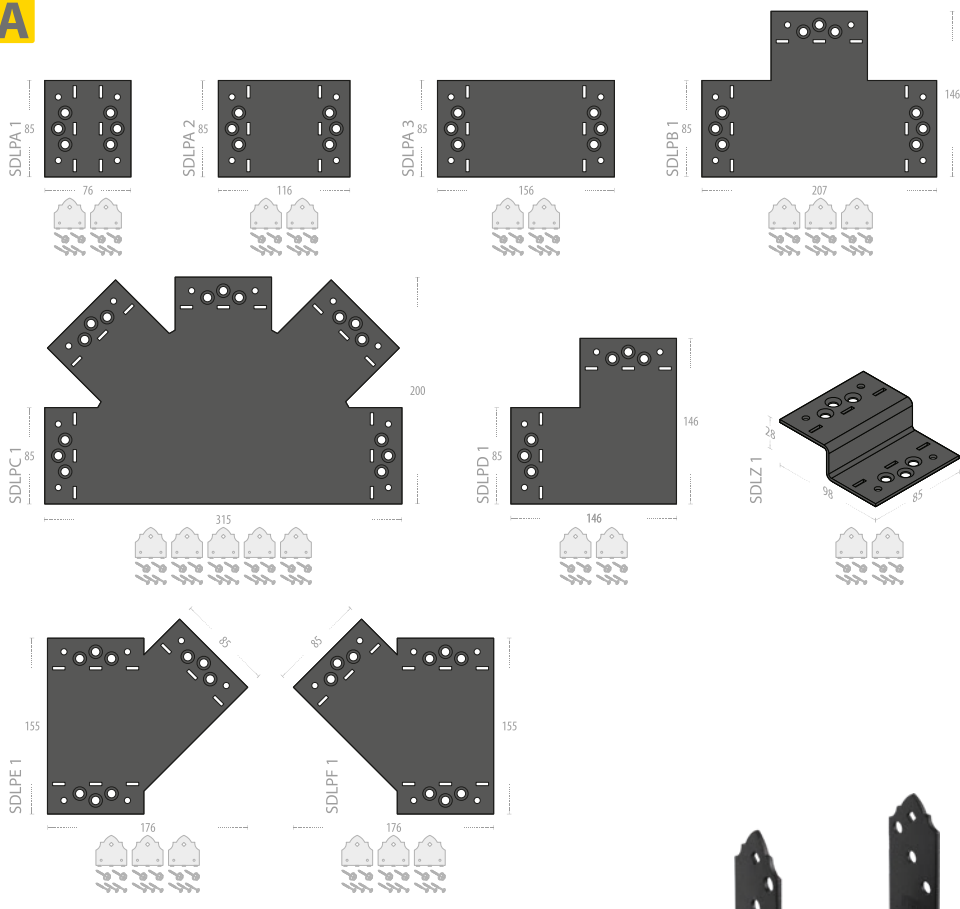
C

symbol	art. №	÷	[mm]			🏺	📦	F↓
			a	b	c			
SD LP A1	89531	2,5	76	-	85	112 g	6 pcs.	6,4 kN
SD LP A2	89532	2,5	116	-	85	179 g	6 pcs.	12 kN
SD LP A3	89533	2,5	156	-	85	246 g	6 pcs.	13,1 kN
SD LP B1	89541	2,5	207	146	85	425 g	6 pcs.	10,5 kN
SD LP C1	89551	2,5	315	200	85	1002 g	6 pcs.	9,9 kN
SD LP D1	89561	2,5	146	146	85	331 g	6 pcs.	9,3 kN
SD LP E1	89571	2,5	176	155	85	382 g	6 pcs.	13,1 kN
SD LP F1	89581	2,5	176	155	85	382 g	6 pcs.	13,1 kN
SD LZ 1	89501	2,5	98	28	85	179 g	6 pcs.	3,6 kN
SD D85 A	89701	2,5	85	-	85	105 g	6 à 2 pcs.	-
SD D85 B	89702	2,5	85	-	85	106 g	6 à 2 pcs.	-
SDPSRU 60-200 C	89831	4,0	60-200	60	136	1230 g	4 pcs.	-
SDPSRT 60-200 C	89832	4,0	60-200	60	136	1282 g	4 pcs.	-
SD CS50	38802	-	-	-	-	15 g	6 à 12 pcs.	-

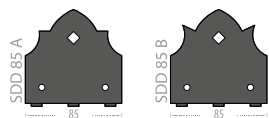
C: painted black



## A



## B



## C



SDPSRT 60-200 C



SDPSRU 60-200 C













- ZŁĄCZA OGRODOWE
- ZAHRADNÍ SPOJKY
- ZAHRADNÉ SPOJKY
- BASTENSKI PROGRAM
- PILLÉR TAMÁSZ
- RACORDURI DE GRĂDINĂ
- СОЕДИНЕНИЯ САДОВЫХ КОНСТРУКЦИЙ
- СЪЕДИНИТЕЛНИ ЕЛЕМЕНТИ ЗА ГРАДИНАТА
- FIJACIONES PARA POSTES
- POST SUPPORTS
- JOINTS DE JARDIN
- GARTEN- UND HOLZBESCHLÄGE



Podstawa słupa wbijana • Patka sloupku k zarálení • Pätka stĺpiku nabijacia  
 Nosač stuba u zemlji • Beütő padlóhüvely kerek • Suport de stîlp bătut  
 Основание столба для вбивания • Основа за колона, набивна • Pletina cuadrada con punta  
 Drive-in post support • Base de poteau enfoncée • Einschlagbodenhülse


# PSG





## ZNO

symbol	art. №	±	[mm]			qty ø		📦	📦
			a	b	c	ø8	ø11		
PSG 45/550	4816	1,5	46	550	100	4	-	640 g	1 pcs.
PSG 70/750	4821	1,8	71	750	150	-	4	1420 g	20 pcs.
PSG 90/750	4822	1,8	91	750	150	-	4	1783 g	1 pcs.
PSG 100/900	4824	1,8	101	900	150	-	4	2050 g	1 pcs.
PSG 120/900	4827	1,8	121	900	150	-	4	2800 g	1 pcs.
WD 70	4925	-	69	170	-	-	-	530 g	1 pcs.
WD 90	4926	-	89	180	-	-	-	1125 g	1 pcs.

ZNO: hot-dip galvanized; WD: recycled plastic



ZNO


symbol	art. №	≠	[mm]			qty ø ø11		
			ø	a	b			
PSPO 80	4844	2,0	81	150	150	11	876 g	1 pcs.
PSPO 100	4845	2,0	101	150	150	11	1212 g	1 pcs.

ZNO: hot-dip galvanized



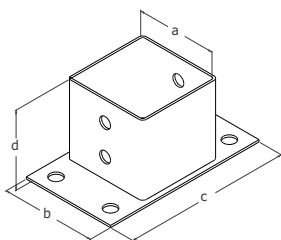

Podstawa słupa z podstawą prostokątną • Patka sloupku se čtvercovou základnou • Pätka stĺpiku so štvorc. základňou  
 Nosáč stuba površinski • Oszlophűvelő lecsavarozható szögletes • Suport de stîlp cu bază dreptunghiulară  
 Основание столба прямоугольное • Основа за колона с правоъгълна основа • Pletina cuadrada de base plana  
 Down postfoot • Base de poteau avec une base rectangulaire • Aufschraubhülse

# PSP



symbol	art. №	÷	[mm]			qty ø ø11		
			a	b	c			
PSP 70 <sup>1)</sup>	4841	1,8	71	150	150	11	856 g	12 pcs.
PSP 70 C <sup>1)</sup>	48412	1,8	71	150	150	11	856 g	1 pcs.
PSP 70 ZNZ <sup>1)</sup>	48416	1,8	71	150	150	11	856 g	1 pcs.
PSP 90 <sup>1)</sup>	4842	1,8	91	150	150	11	1050 g	10 pcs.
PSP 90 C <sup>1)</sup>	48422	1,8	91	150	150	11	1050 g	1 pcs.
PSP 90 ZNZ <sup>1)</sup>	48426	1,8	91	150	150	11	1050 g	1 pcs.
PSP 100 <sup>1)</sup>	4843	2,0	101	150	150	11	1182 g	10 pcs.
PSP 100 C <sup>1)</sup>	48432	2,0	101	150	150	11	1182 g	1 pcs.
PSP 100 ZNZ <sup>1)</sup>	48436	2,0	101	150	150	11	1182 g	1 pcs.
PSP 120 <sup>1)</sup>	4846	2,0	121	180	180	11	1626 g	1 pcs.
PSP 120 C <sup>1)</sup>	48462	2,0	121	180	180	11	1626 g	1 pcs.
PSP 120 ZNZ <sup>1)</sup>	48466	2,0	121	180	180	11	1626 g	1 pcs.
PSP 140 <sup>2)</sup>	4847140	2,5	141	141	220	13	2550 g	1 pcs.
PSP 140 ZNZ <sup>2)</sup>	48471406	2,5	141	141	220	13	2550 g	1 pcs.
PSP 160 <sup>2)</sup>	4847160	2,5	161	161	220	13	3420 g	1 pcs.
PSP 160 ZNZ <sup>2)</sup>	48471606	2,5	161	161	220	13	3420 g	1 pcs.
PSP 200 <sup>2)</sup>	4847200	2,5	201	201	260	13	4420 g	1 pcs.
PSP 200 ZNZ <sup>2)</sup>	48472006	2,5	201	201	260	13	4420 g	1 pcs.

ZNO: hot-dip galvanized; C - painted black; ZNZ - yellow electrogalvanized




ZNO

symbol	art. №	≠	[mm]				qty ø		🗄️	📦
			a	b	c	d	ø11	ø12		
PSPN 70 ZNO	4839070	2,0	72	82	150	70	4	5	500 g	1 pcs.
PSPN 90 ZNO	4839090	2,0	92	105	170	70	4	5	670 g	1 pcs.

ZNO: hot-dip galvanized


Podstawa słupa z podstawą prostokątną • Patka sloupku se čtvercovou základnou • Pätka stĺpiku so štvorc. základňou  
 Nosač stuba površinski • Oszlophüvely lecsavarozható szögletes • Suport de stîlp cu bază dreptunghiulară  
 Основание столба прямоугольное • Основа за колона с правоъгълна основа • Pletina cuadrada de base plana  
 Down postfoot • Base de poteau avec une base rectangulaire • Stützenfuß





ZN

symbol	art. №	÷	[mm]				qty ø				[mm]			📦	📦
			a	b	c	d	ø5	ø7	ø11	ø12	ø7/33	ø11/49	ø11/56		
PSP DX 45	4851	1,5	46	102	102	41	-	2	-	3	2	-	-	183 g	10 pcs.
PSP DX 70	4852	2,0	71	152	151	66	4	-	2	3	-	-	2	553 g	10 pcs.
PSP DX 90	4853	2,0	91	152	171	86	4	-	2	3	-	-	2	728 g	10 pcs.
PSP DX 100	4854	2,0	101	152	181	89	4	-	2	3	-	2	-	783 g	10 pcs.
PSP DX 120	4855	2,0	121	152	201	105	4	-	2	3	-	2	-	939 g	10 pcs.
PSP DX 140	4856	2,5	141	152	221	105	4	-	2	4	-	2	-	999 g	10 pcs.
PSP DX 150	4857	2,5	151	152	231	105	4	-	2	4	-	2	-	1286 g	10 pcs.

ZN: DX51+Z275MAC




ZNO

symbol	art. №	≠	[mm]				qty ø			
			a	b	c	d	ø7	ø11		
PST 70	4861	5	71	200	160	60	8	8	1100 g	8 pcs.
PST 75	4862075	5	75	200	160	60	8	8	1100 g	8 pcs.
PST 80	4862080	5	81	200	160	60	8	8	1100 g	8 pcs.
PST 90	4863	5	91	200	180	60	8	8	1150 g	8 pcs.
PST 100	4864	5	101	200	190	60	8	8	1170 g	8 pcs.
PST 120	4865	5	121	200	210	60	8	8	1220 g	8 pcs.
PST 140	4866	5	141	200	230	60	8	8	1260 g	8 pcs.
PST 150	4862150	5	151	200	230	60	8	8	1260 g	8 pcs.
PST 160	4862160	5	161	200	250	60	8	8	1310 g	8 pcs.
PST 200	4862200	5	201	200	280	70	8	8	1656 g	8 pcs.

ZNO: hot-dip galvanized

Podstawa słupa • Patka sloupku • Pätka stĺpiku  
 Klasični anker grede • Oszloptalp beépíthető • Suport de stîlp  
 Основание столба • Основа за колона • Sororte  
 Classic postfoot • Base de poteau • Pfostenträger

# PSO



ZNO

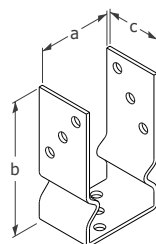
ZNZ

symbol	art. №	±	[mm]			qty ø		📦	📦
			a	b	c	ø11	ø14		
PSO 70	4832	4,0	71	120	60	8	-	563 g	10 pcs.
PSO 70 ZNZ	48326	4,0	71	120	60	8	-	563 g	10 pcs.
PSO 80	4833	4,0	81	120	60	8	1	579 g	10 pcs.
PSO 80 ZNZ	48336	4,0	81	120	60	8	1	579 g	10 pcs.
PSO 90	4834	4,0	91	120	60	8	1	600 g	10 pcs.
PSO 90 ZNZ	48346	4,0	91	120	60	8	1	600 g	10 pcs.
PSO 100	4835	4,0	101	120	60	8	1	613 g	10 pcs.
PSO 100 ZNZ	48356	4,0	101	120	60	8	1	613 g	10 pcs.
PSO 120	4836	4,0	121	120	60	8	1	648 g	10 pcs.
PSO 120 ZNZ	48366	4,0	121	120	60	8	1	648 g	10 pcs.

ZNO: hot-dip galvanized; ZNZ - yellow electrogalvanized

# PSOZ

Podstawa słupa • Patka sloupku • Pätka stłpiku  
 Klasični anker grede • Oszloptal beépíthető • Suport de stîlp  
 Основание столба • Основа за колона • Sororte  
 Classic postfoot • Base de poteau • Pfostenträger



ZNO


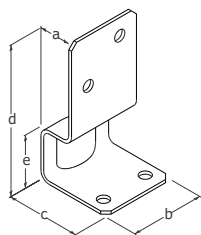
C

symbol	art. №	≠	[mm]		d	qty ø11	🧴	📦
			a	b				
PSOZ 70	4941070	4,0	71	150	60	9	730 g	6 pcs.
PSOZ 70 C	49410702	4,0	71	150	60	9	730 g	6 pcs.
PSOZ 90	4941090	4,0	91	150	60	9	790 g	6 pcs.
PSOZ 100	4941100	4,0	101	150	60	9	810 g	6 pcs.
PSOZ 100 C	49411002	4,0	101	150	60	9	810 g	6 pcs.
PSOZ 120	4941120	4,0	121	150	60	9	850 g	6 pcs.
PSOZ 140	4941140	4,0	141	150	60	9	890 g	6 pcs.

ZNO: hot-dip galvanized, C: painted black

Podstawa słupa regulowana • Patka sloupku stavitelná • Pätka stĺpiku nastaviteľná  
 Nosač grede-podesiva visina • Oszloptalp színtezős • Suport de stîlp reglabil  
 Стойка регулировочная • Регулируема основа за колона • Anclaje de poste regulabile  
 Bolt down post fitting • Base de poteau réglable • Pfostenträger, höhenverstellbar

# PSK



**ZN**   **C**   **AN**

symbol	art. №	≠	[mm]					qty ∅		🧴	📦
			a	b	c	d	e	∅11	∅12		
PSK 70	4858	3,0	34	70	70	142	50	2	2	355 g	6 pcs.
PSK 70 C	48582	3,0	34	70	70	142	50	2	2	375 g	6 pcs.
PSK 70 AN	48583	3,0	34	70	70	142	50	2	2	375 g	6 pcs.

ZN: DX51D + Z275MAC; C: painted black; AN: painted anthracite

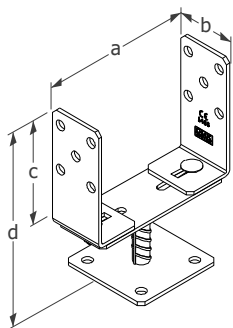
**GRINDLINE**  
 DMX® POST-SUPPORT SYSTEM

3.09

**PSK**



PSRT 60-200



PSRT 60-200



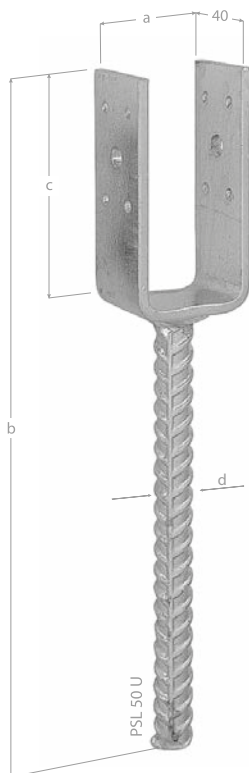
symbol	art. №	≠	[mm]				qty ø	🔩	📦
			a	b	c	d			
PSRT 60-200	4886	4	0-200	60	136	204	14	1343 g	4 pcs.
PSRT 60-200 C	48862	4	0-200	60	136	204	14	1343 g	4 pcs.
PSRT 60-200 ZNZ	48866	4	0-200	60	136	204	14	1343 g	4 pcs.

ZNO: hot-dip galvanized, C: painted black, ZNZ: yellow electrogalvanized



Podstawa słupa lekka typ U • Patka sloupku lehká typu U • Pätka stĺpiku ľahká typu U  
 Klasični anker grede (lakši) • Oszloptalp U beépíthető könnyű • Suport de stîlp ușor tip U  
 Основание столба тип U • Основа за колона олекотена, тип U • Sopošte en forma de U (Ligero)  
 Classic postfoot (light) • Base de poteau légère type U • Pfostenträger Typ U leicht

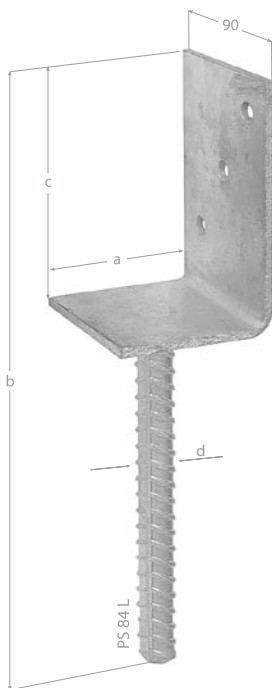

# PSL





ZNO

symbol	art. №	[mm]				qty ∅		📦	📦	
		≠	a	b	c	d	∅7			∅9
PSL 45U <sup>2)</sup>	4909	4	46	305	100	∅16	8	2	614 g	6 pcs.
PSL 50U <sup>1)</sup>	4910	4	51	305	100	∅16	8	2	614 g	6 pcs.
PSL 70U <sup>1)</sup>	4913	4	71	305	100	∅16	8	2	648 g	6 pcs.
PSL 90U <sup>1)</sup>	4916	4	91	305	100	∅16	8	2	666 g	6 pcs.
PSL 100U <sup>1)</sup>	4918	4	101	305	105	∅16	8	2	787 g	6 pcs.


ZNO: hot dip galvanized



ZNO C AN ZNG ZNZ

symbol	art. №	≠	[mm]				qty ø ø11		
			a	b	c	d			
PS 60U ZNO <sup>1)</sup>	4801	4,0	61	324	120	ø16	6	863 g	6 pcs.
PS 60U ZNG <sup>1)</sup>	48015	4,0	61	324	120	ø16	6	863 g	6 pcs.
PS 60U ZNZ <sup>1)</sup>	48016	4,0	61	324	120	ø18	6	863 g	6 pcs.
PS 70U ZNO <sup>1)</sup>	4802	4,0	71	324	120	ø18	6	887 g	6 pcs.
PS 70U C <sup>1)</sup>	48022	4,0	71	324	120	ø18	6	887 g	6 pcs.
PS 70U AN <sup>1)</sup>	48023	4,0	71	324	120	ø18	6	887 g	6 pcs.
PS 70U ZNG <sup>1)</sup>	48025	4,0	71	324	120	ø18	6	887 g	6 pcs.
PS 70U ZNZ <sup>1)</sup>	48026	4,0	71	324	120	ø18	6	887 g	6 pcs.
PS 75U ZNO <sup>3)</sup>	480075	4,0	76	324	120	ø18	6	950 g	6 pcs.
PS 75U ZNG <sup>3)</sup>	4800755	4,0	76	324	120	ø18	6	950 g	6 pcs.
PS 80U ZNO <sup>1)</sup>	4803	4,0	81	325	120	ø18	6	912 g	6 pcs.
PS 80U C <sup>1)</sup>	48032	4,0	81	325	120	ø18	6	912 g	6 pcs.
PS 80U AN <sup>1)</sup>	48033	4,0	81	325	120	ø18	6	912 g	6 pcs.
PS 80U ZNG <sup>1)</sup>	48035	4,0	81	325	120	ø18	6	912 g	6 pcs.
PS 80U ZNZ <sup>1)</sup>	48036	4,0	81	325	120	ø18	6	912 g	6 pcs.
PS 90U ZNO <sup>1)</sup>	4804	4,0	91	325	120	ø18	6	998 g	6 pcs.
PS 90U C <sup>1)</sup>	48042	4,0	91	325	120	ø18	6	998 g	6 pcs.
PS 90U AN <sup>1)</sup>	48043	4,0	91	325	120	ø18	6	998 g	6 pcs.
PS 90U ZNG <sup>1)</sup>	48045	4,0	91	325	120	ø18	6	998 g	6 pcs.
PS 90U ZNZ <sup>1)</sup>	48046	4,0	91	325	120	ø18	6	998 g	6 pcs.
PS 100U ZNO <sup>1)</sup>	4805	4,0	101	325	120	ø18	6	1020 g	6 pcs.
PS 100U C <sup>1)</sup>	48052	4,0	101	325	120	ø18	6	1020 g	6 pcs.
PS 100U AN <sup>1)</sup>	48053	4,0	101	325	120	ø18	6	1020 g	6 pcs.
PS 100U ZNG <sup>1)</sup>	48055	4,0	101	325	120	ø18	6	1020 g	6 pcs.
PS 100U ZNZ <sup>1)</sup>	48056	4,0	101	325	120	ø18	6	1020 g	6 pcs.
PS 120U ZNO <sup>1)</sup>	4806	4,0	121	325	120	ø18	6	1058 g	6 pcs.
PS 120U ZNG <sup>1)</sup>	48065	4,0	121	325	120	ø18	6	1058 g	6 pcs.
PS 120U ZNZ <sup>1)</sup>	48066	4,0	121	325	120	ø18	6	1058 g	6 pcs.
PS 140U ZNO <sup>1)</sup>	4808	4,0	141	325	120	ø18	6	1093 g	6 pcs.
PS 140U ZNG <sup>1)</sup>	48085	4,0	141	325	120	ø18	6	1093 g	6 pcs.
PS 140U ZNZ <sup>1)</sup>	48086	4,0	141	325	120	ø18	6	1093 g	6 pcs.
PS 150U ZNG <sup>3)</sup>	480150	4,0	151	325	120	ø18	6	1090 g	6 pcs.
PS 150U ZNZ <sup>3)</sup>	4801506	4,0	151	325	120	ø18	6	1090 g	6 pcs.
PS 160U ZNG <sup>3)</sup>	480160	4,0	161	325	120	ø18	6	1110 g	6 pcs.
PS 160U ZNZ <sup>3)</sup>	4801606	4,0	161	325	120	ø18	6	1110 g	6 pcs.
PS 84L ZNO <sup>2)</sup>	4807	5,0	84	325	130	ø18	3	1145 g	6 pcs.
PS 84L ZNG <sup>2)</sup>	48075	5,0	84	325	130	ø18	3	1145 g	6 pcs.
PS 84L ZNZ <sup>2)</sup>	48076	5,0	84	325	130	ø18	3	1145 g	6 pcs.

ZNO: hot-dip galvanized, C: painted black; AN: painted anthracite; ZNG: silver electrogalvanized; ZNZ: yellow electrogalvanized



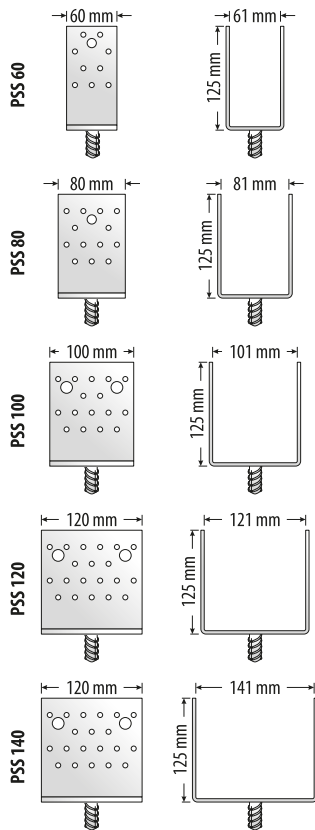

ZNO C ZNZ

symbol	art. №	[mm]						qty ø11	🧴	📦
		≠	a	b	c	d	e			
PSRU 60-200	4885	4	0-200	60	136	ø18	336	10	1320 g	4 pcs.
PSRU 60-200 C	48852	4	0-200	60	136	ø18	336	10	1320 g	4 pcs.
PSRU 60-200 ZNZ	48856	4	0-200	60	136	ø18	336	10	1320 g	4 pcs.

ZNO: hot-dip galvanized, C: painted black, ZNZ: yellow electrogalvanized

Podstawa słupa • Patka sloupku • Pätka stĺpiku  
 Klasični anker grede • Oszloptalp beépíthető • Suport de stîlp  
 Основание столба • Основа за колона • Sororte  
 Classic postfoot • Base de poteau • Pfostenträger

# PSS



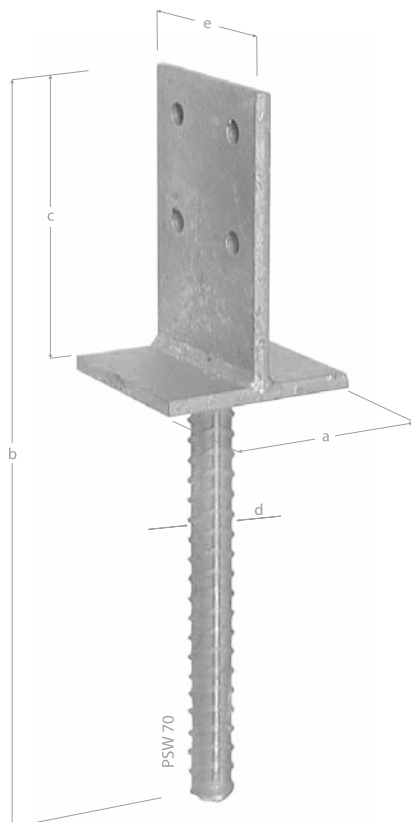
ZNO

symbol	art. №	[mm]					qty			🧴	📦
		±	a	b	c	d	ø6	ø11	ø14		
PSS 60	4810	4,0	61	125	60	ø16	18	2	-	945 g	4 pcs.
PSS 80	4811	4,0	81	125	80	ø16	26	2	-	1177 g	4 pcs.
PSS 100	4812	4,0	101	125	100	ø16	32	-	4	1420 g	4 pcs.
PSS 120	4813	4,0	121	125	120	ø18	40	-	4	1905 g	4 pcs.
PSS 140	4814	4,0	141	125	120	ø18	40	-	4	1979 g	4 pcs.



ZNO: hot-dip galvanized

**GRINDLINE**  
 DMX® POST-SUPPORT SYSTEM

3.15



ZNO

symbol	art. №	≠	[mm]					qty	ø	ø11		
			a	b	c	d	e					
PSW 70	4933	8	70	338	130	ø16	70	4	1176 g	6 pcs.		
PSW 90	4934	8	90	338	130	ø18	90	4	1627 g	6 pcs.		

ZNO: hot-dip galvanized

Podstawa słupa wpuszczana • Patka sloupku zapařená • Obojstranná pätka  
 Anker nosač grede unutrašnji • Oszloptalp belsõ • Suport de stîlp mascat  
 Основание столба тип • Основа за колона, вдадена • Pletina interna para poste  
 Internal postfoot • Base de poteau encastrée • Stützenfuß

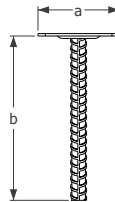
# PSH



ZNO

symbol	art. №	≠	[mm]		qty ø ø11		
			a	b			
PSH 70	4871	6,0	71	600	4	3760 g	1 pcs.
PSH 80	4872	6,0	81	600	4	3800 g	1 pcs.
PSH 90	4873	6,0	91	600	4	3900 g	1 pcs.
PSH 100	4874	6,0	101	600	4	3960 g	1 pcs.
PSH 120	4875	6,0	121	600	4	4070 g	1 pcs.
PSH 140	4876	6,0	141	600	4	4180 g	1 pcs.
PSH 160	4877	6,0	161	600	4	4240 g	1 pcs.
PSH 200	4878	6,0	201	600	4	4470 g	1 pcs.

ZNO: hot-dip galvanized



ZNG

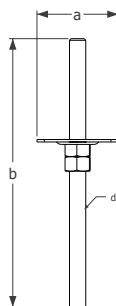

symbol	art. №	[mm]			qty	[mm]			🧴	📦
		≠	a	b		ø12	ø6/4	ø6/9		
PPS 80	4884080	3	80	202	4	4	-	510 g	4 pcs.	
PPS 100	4884100	3	100	205	4	-	4	600 g	4 pcs.	
PPS 130	4884130	3	130	205	4	-	4	760 g	4 pcs.	

ZNG: silver electrogalvanized



Podstawa słupa regulowana gwintowana • Patka sloupku staviteľná šroubom • Pätka stĺpiku nastaviteľná šróbom  
 Nosač grede-podesiva visina • Oszloptalp színtezős • Suport de stîlp reglabil filetat  
 Стойка регулировочная • Регулируема основа за колона, с резба • Anclaje de poste regulable en altura  
 Bolt down post fitting, threaded • Base de poteau réglable à vis • Pfostenträger, höhenverstellbar zum Aufschrauben

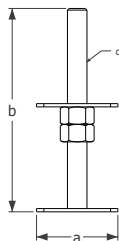
# PPSR



ZNG

symbol	art. №	≠	[mm]			qty	ø	[mm]		🧴	📦
			a	b	d			ø6/4	ø6/9		
PPSR 80	4883080	3	80	330	M20	4	4	-	950 g	4 pcs.	
PPSR 100	4883100	3	100	330	M20	4	-	4	1040 g	4 pcs.	
PPSR 130	4883130	3	130	330	M20	4	-	4	1200 g	4 pcs.	

ZNG: silver electrogalvanized



ZNG

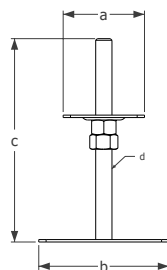

KTL

symbol	art. №	≠	[mm]			ø12	[mm]		🧴	📦
			a	b	d		ø6/4	ø6/9		
PSR 80	4881080	3,0	80	250	M20	8	8	-	870 g	4 pcs.
PSR 80 KTL	48810801	3,0	80	250	M20	8	8	-	870 g	4 pcs.
PSR 100	4881100	3,0	100	250	M20	8	-	8	1050 g	4 pcs.
PSR 100 KTL	48811001	3,0	100	250	M20	8	-	8	1050 g	4 pcs.
PSR 130	4881130	3,0	130	250	M20	8	-	8	1370 g	4 pcs.
PSR 130 KTL	48811301	3,0	130	250	M20	8	-	8	1370 g	4 pcs.
PSR 80	4888	4,0	80	250	M24	8	8	-	1173 g	8 pcs.
PSR 80 KTL	48881	4,0	80	250	M24	8	8	-	1173 g	4 pcs.
PSR 100	4889	4,0	100	250	M24	8	-	8	1613 g	8 pcs.
PSR 100 KTL	48891	4,0	100	250	M24	8	-	8	1613 g	4 pcs.
PSR 130	4889130	4,0	130	250	M24	8	-	8	1970 g	4 pcs.
PSR 130 KTL	48891301	4,0	130	250	M24	8	-	8	1970 g	4 pcs.

ZNG: electrogalvanized; KTL: cathaphoresis black

Podstawa słupa regulowana gwintowana • Patka sloupku staviteľná šroubem • Pátka stĺpiku nastaviteľná šróbom  
 Nosač grede-podesiva visina • Oszloptalp színtezős • Suport de stîlp reglabil filetat  
 Стойка регулировочная • Регулируема основа за колона, с резба • Anclaje de poste regulabile en altura  
 Bolt down post fitting, threaded • Base de poteau réglable à vis • Pfostenträger, höhenverstellbar zum Aufschrauben

# PSRP

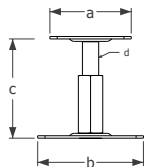


ZNG

symbol	art. №	≠	[mm]			qty	[mm]			🧴	📦
			a	b	c		ø12	ø6/4	ø6/9		
PSRP 80 M20	4882080	3	80	140	250	8	4	-	870 g	4 pcs.	
PSRP 100 M20	4882100	3	100	160	250	8	-	4	1050 g	4 pcs.	
PSRP 130 M20	4882130	3	130	200	250	8	-	4	1370 g	4 pcs.	

ZNG: silver electrogalvanized

Podstawa słupa regulowana gwintowana • Patka sloupku staviteľná šróbom • Pätka stĺpiku nastaviteľná šróbom  
 Nosáč grede-podesiva visina • Oszloptalp színtezős • Suport de stîlp reglabil filetat  
 Стойка регулировочная • Регулируема основа за колона, с резба • Anclaje de poste regulabile en altura  
 Bolt down post fitting, threaded • Base de poteau réglable à vis • Pfostenräger, höhenverstellbar zum Aufschrauben



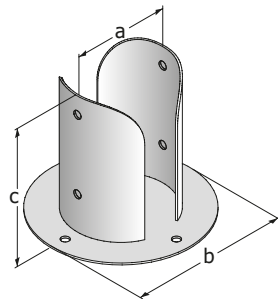
**ZNG**   **KTL**   **ZNZ**

symbol	art. №	≠	[mm]				d	qty ø	[mm]		📦	📦
			a	b	c	ø12			ø6/4	ø6/9		
PR 100/100	4880100	3,0	100	100	100-150	M20	8	4	-	920 g	4 pcs.	
PR 100/100 KTL	48801001	3,0	100	100	100-150	M20	8	4	-	920 g	4 pcs.	
PR 100/100 ZNZ	48801006	3,0	100	100	100-150	M20	8	4	-	920 g	4 pcs.	
PR 100/130	4880113	3,0	100	130	100-150	M20	8	-	4	1080 g	4 pcs.	
PR 100/130 KTL	48801131	3,0	100	130	100-150	M20	8	-	4	1080 g	4 pcs.	
PR 100/130 ZNZ	48801136	3,0	100	130	100-150	M20	8	-	4	1080 g	4 pcs.	
PR 130/130	4880130	3,0	130	130	100-150	M20	8	-	4	1220 g	4 pcs.	
PR 130/130 KTL	48801301	3,0	130	130	100-150	M20	8	-	4	1220 g	4 pcs.	
PR 130/130 ZNZ	48801306	3,0	130	130	100-150	M20	8	-	4	1220 g	4 pcs.	

ZNG: electrogalvanized; KTL: cathaphoresis black; ZNZ: electrogalvanized yellow

Podstawa słupa • Patka sloupku • Pätka stĺpiku  
 Klasični anker grede • Oszloptalp beépíthető • Suport de stîlp  
 Основание столба • Основа за колона • Sororte  
 Classic postfoot • Base de poteau • Pfostenträger

# PSPOD

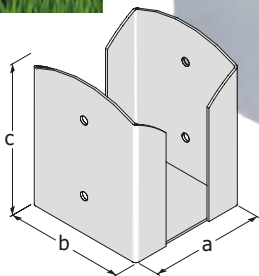


ZNG

ZI

symbol	art. №	≠	[mm]			qty ∅		🧴	📦
			a	b	c	∅11	∅12		
PSPOD 80	4850080	2,0	81	150	150	4	4	740 g	1 pcs.
PSPOD 90	4850090	2,0	91	165	150	4	4	790 g	1 pcs.
PSPOD 100	4850100	2,5	101	180	180	4	4	1260 g	1 pcs.
PSPOD 100 ZI	48501004	2,5	101	180	180	4	4	1260 g	1 pcs.
PSPOD 120	4850120	2,5	121	210	180	4	4	1680 g	1 pcs.

ZNG: silver electrogalvanized; ZI: painted green

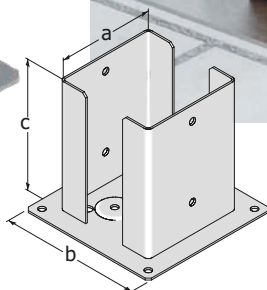



symbol	art. №	≠	[mm]			qty ø		📦	📦
			a	b	c	ø11	ø12		
PSPW 90	4848090	2,0	91	91	150	4	5	703 g	1 pcs.
PSPW 90 C	48480902	2,0	91	91	150	4	5	703 g	1 pcs.
PSPW 90 AN	48480903	2,0	91	91	150	4	5	703 g	1 pcs.
PSPW 90 ZNZ	48480906	2,0	91	91	150	4	5	703 g	1 pcs.
PSPW 100	4848100	2,5	101	101	150	4	5	1132 g	1 pcs.
PSPW 100 C	48481002	2,5	101	101	150	4	5	1132 g	1 pcs.
PSPW 100 AN	48481003	2,5	101	101	150	4	5	1132 g	1 pcs.
PSPW 100 ZNZ	48481006	2,5	101	101	150	4	5	1132 g	1 pcs.
PSPW 120	4848120	2,5	121	121	150	4	5	1328 g	1 pcs.
PSPW 120 C	48481202	2,5	121	121	150	4	5	1328 g	1 pcs.
PSPW 120 AN	48481203	2,5	121	121	150	4	5	1328 g	1 pcs.
PSPW 120 ZNZ	48481206	2,5	121	121	150	4	5	1328 g	1 pcs.
PSPW 140	4848140	3,0	141	141	200	4	5	2466 g	1 pcs.
PSPW 150	4848150	3,0	151	151	200	4	5	2624 g	1 pcs.
PSPW 160	4848160	3,0	161	161	200	4	5	2956 g	1 pcs.
PSPW 200	4848200	3,0	201	201	200	4	5	3905 g	1 pcs.

C: painted black; AN: painted anthracite; ZNG: silver electrogalvanized; ZNZ: yellow electrogalvanized

Podstawa słupa • Patka sloupku • Pätka stłpiku  
 Klasični anker grede • Oszloptalp beépíthető • Suport de stîlp  
 Основание столба • Основа за колона • Sorporte  
 Classic postfoot • Base de poteau • Pfostenträger

# PSPD

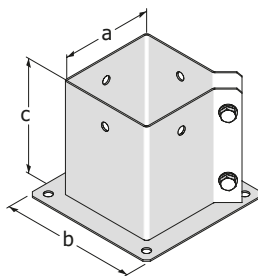



symbol	art. №	÷	[mm]			qty ø		🍷	📦
			a	b	c	ø11	ø12		
PSPD 70	4849070	2,0	71	150	150	4	9	850 g	1 pcs.
PSPD 70 C	48490702	2,0	71	150	150	4	9	850 g	1 pcs.
PSPD 70 AN	48490703	2,0	71	150	150	4	9	850 g	1 pcs.
PSPD 70 ZNZ	48490706	2,0	71	150	150	4	9	850 g	1 pcs.
PSPD 90	4849090	2,0	91	150	150	4	9	950 g	1 pcs.
PSPD 90 C	48490902	2,0	91	150	150	4	9	950 g	1 pcs.
PSPD 90 AN	48490903	2,0	91	150	150	4	9	950 g	1 pcs.
PSPD 90 ZNZ	48490906	2,0	91	150	150	4	9	950 g	1 pcs.
PSPD 100	4849100	2,5	101	150	150	4	9	1620 g	1 pcs.
PSPD 100 C	48491002	2,5	101	150	150	4	9	1620 g	1 pcs.
PSPD 100 AN	48491003	2,5	101	150	150	4	9	1620 g	1 pcs.
PSPD 100 ZNZ	48491006	2,5	101	150	150	4	9	1620 g	1 pcs.
PSPD 120	4849120	2,5	121	150	150	4	9	1730 g	1 pcs.
PSPD 120 C	48491202	2,5	121	150	150	4	9	1730 g	1 pcs.
PSPD 120 AN	48491203	2,5	121	150	150	4	9	1730 g	1 pcs.
PSPD 120 ZNZ	48491206	2,5	121	150	150	4	9	1730 g	1 pcs.
PSPD 140	4849140	3,0	141	200	200	4	9	3200 g	1 pcs.
PSPD 150	4849150	3,0	151	200	200	4	9	3300 g	1 pcs.
PSPD 160	4849160	3,0	161	200	200	4	9	3490 g	1 pcs.
PSPD 200	4849200	3,0	201	200	200	4	9	4710 g	1 pcs.

ZNO: hot-dip galvanized; C: painted black; AN: painted anthracite; ZNZ: yellow electrogalvanized

# PSPA

Podstawa słupa • Patka sloupku • Pätka stłpiku  
 Klasični anker grede • Oszloptalp beépíthető • Suport de stîlp  
 Основание столба • Основа за колона • Sororte  
 Classic postfoot • Base de poteau • Pfostenträger



ZNG

symbol	art. №	≠	[mm]			qty ∅		📦	📦
			a	b	c	∅11	∅12		
PSPA 75	4930075	2,0	76	150	150	8	9	1110 g	1 pcs.
PSPA 90	4930090	2,0	91	150	150	8	9	1250 g	1 pcs.
PSPA 100	4930100	2,0	101	180	150	8	9	1500 g	1 pcs.
PSPA 120	4930120	2,0	121	180	150	8	9	1680 g	1 pcs.
PSPA 150	4930150	2,0	151	220	150	8	9	2210 g	1 pcs.

ZNG: silver electrogalvanized

3.26

**GRINDLINE**  
 DMX® POST-SUPPORT SYSTEM

**PSPA**

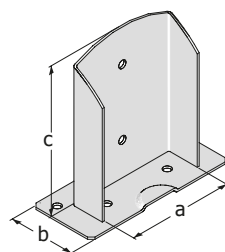
DOMAX Sp. z o.o. • 84-207 Koleczkowo, Łężyce, al. Parku Krajobrazowego 109; tel. +48 (0) 58 665 82 22 • fax +48 (0) 58 665 81 20 • dmssystem.com

FPZ106



Podstawa słupa • Patka sloupku • Pätka stĺpiku  
 Klasični anker grede • Oszloptalp beépíthető • Suport de stîlp  
 Основание столба • Основа за колона • Sorporte  
 Classic postfoot • Base de poteau • Pfostenträger

# PSD

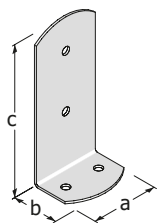


ZNG

ZNZ

symbol	art. №	≠	[mm]			qty ø		🧴	📦
			a	b	c	ø11	ø12		
PSD 90	4935090	2,0	91	71	150	2	4	488 g	1 pcs.
PSD 90 ZNZ	49350906	2,0	91	71	150	2	4	488 g	1 pcs.
PSD 100	4935100	2,5	101	75	150	2	4	728 g	1 pcs.
PSD 100 ZNZ	49351006	2,5	101	75	150	2	4	728 g	1 pcs.
PSD 120	4935120	2,5	121	85	150	2	4	836 g	1 pcs.
PSD 120 ZNZ	49351206	2,5	121	85	150	2	4	836 g	1 pcs.
PSD 140	4935140	3,0	141	90	200	2	4	1441 g	1 pcs.
PSD 140 ZNZ	49351406	3,0	141	90	200	2	4	1441 g	1 pcs.
PSD 160	4935160	3,0	161	100	200	2	4	1756 g	1 pcs.
PSD 160 ZNZ	49351606	3,0	161	100	200	2	4	1756 g	1 pcs.
PSD 200	4935200	3,0	201	120	200	2	4	2318 g	1 pcs.
PSD 200 ZNZ	49352006	3,0	201	120	200	2	4	2318 g	1 pcs.

ZNG: silver electrogalvanized; ZNZ: yellow electrogalvanized



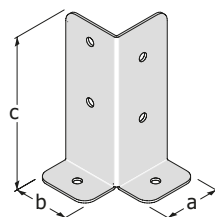
ZN

symbol	art. №	≠	[mm]			qty ø		📦	📦
			a	b	c	ø11	ø12		
PSC 45	4938045	2,0	45	47	170	2	1	156 g	4 pcs.
PSC 60	4938060	2,0	60	62	170	2	1	209 g	4 pcs.
PSC 75	4938075	3,0	75	63	200	2	2	440 g	4 pcs.
PSC 90	4938090	3,0	90	63	200	2	2	522 g	4 pcs.

ZN: DX51D+Z275MAC

Podstawa słupa • Patka sloupku • Pätka stłpiku  
 Klasični anker grede • Oszloptalp beépíthető • Suport de stîlp  
 Основание столба • Основа за колона • Sororte  
 Classic postfoot • Base de poteau • Pfostenträger


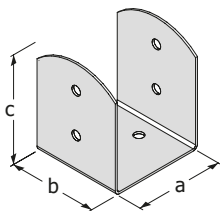
# PSB



ZN

symbol	art. №	≠	[mm]			qty ø		📦	📦
			a	b	c	ø11	ø12		
PSB 45	4939045	2,0	45	45	170	4	2	290 g	4 pcs.
PSB 75	4939075	3,0	75	75	200	4	2	840 g	4 pcs.

ZN: DX51D+Z275MAC

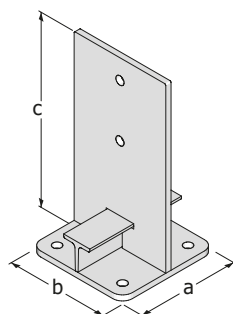


symbol	art. №	±	[mm]			qty ø		📦	📦
			a	b	c	ø11	ø12		
PSOL 50	4940051	2,0	51	45	100	4	2	216 g	4 pcs.
PSOL 50 C	49400512	2,0	51	45	100	4	2	170 g	4 pcs.
PSOL 50 AN	49400513	2,0	51	45	100	4	2	170 g	4 pcs.
PSOL 60	4940060	2,0	61	45	100	4	2	223 g	4 pcs.
PSOL 60 C	49400602	2,0	61	45	100	4	2	175 g	4 pcs.
PSOL 60 AN	49400603	2,0	61	45	100	4	2	175 g	4 pcs.
PSOL 70	4940070	2,5	71	71	120	4	2	526 g	4 pcs.
PSOL 70 C	49400702	2,5	71	71	120	4	2	526 g	4 pcs.
PSOL 70 AN	49400703	2,5	71	71	120	4	2	410 g	4 pcs.
PSOL 90	4940090	2,5	91	71	120	4	2	672 g	4 pcs.
PSOL 90 C	49400902	2,5	91	71	120	4	2	440 g	4 pcs.
PSOL 90 AN	49400903	2,5	91	71	120	4	2	440 g	4 pcs.
PSOL 100	4940100	2,5	101	71	140	4	2	753 g	4 pcs.
PSOL 100 C	49401002	2,5	101	71	140	4	2	450 g	4 pcs.
PSOL 100 AN	49401003	2,5	101	71	140	4	2	450 g	4 pcs.

ZN: DX51D+Z275MAC; C: painted black; AN: painted anthracite



Podstawa słupa • Patka sloupku • Pätka stłpiku  
 Klasični anker grede • Oszloptalp beépíthető • Suport de stîlp  
 Основание столба • Основа за колона • Sororte  
 Classic postfoot • Base de poteau • Pfostenträger

# PUW

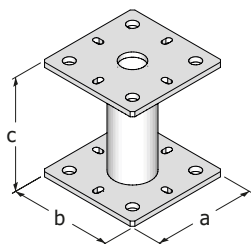


ZNG

ZNZ

symbol	art. №	≠	[mm]			qty ø12,5		
			a	b	c			
PUW 90	4944090	6,0	90	90	200	6	1420 g	1 pcs.
PUW 90 ZNZ	49440906	6,0	90	90	200	6	1420 g	1 pcs.
PUW 100	4944100	6,0	100	100	200	6	1600 g	1 pcs.
PUW 100 ZNZ	49441006	6,0	100	100	200	6	1600 g	1 pcs.
PUW 120	4944120	8,0	120	120	250	6	3030 g	1 pcs.
PUW 120 ZNZ	49441206	8,0	120	120	250	6	3030 g	1 pcs.
PUW 140	4944140	8,0	140	140	250	6	3730 g	1 pcs.
PUW 140 ZNZ	49441406	8,0	140	140	250	6	3730 g	1 pcs.

ZNG: electrogalvanized silver; ZNZ: electrogalvanized yellow



ZNO

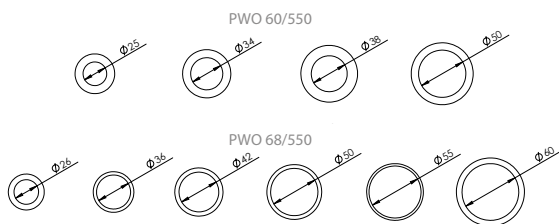

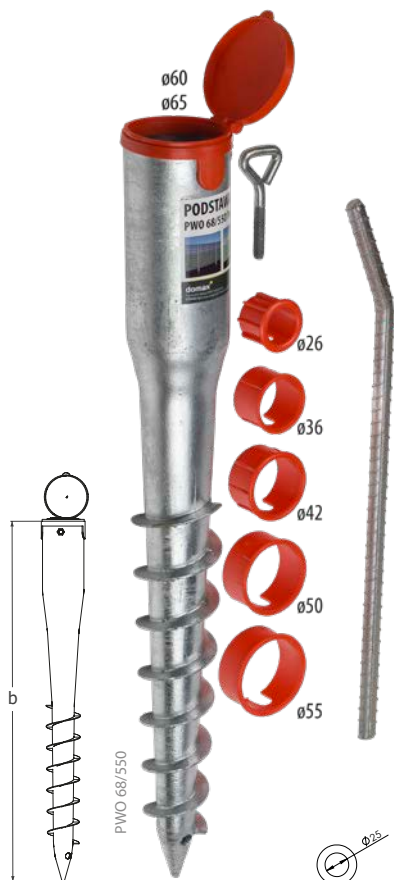
C

symbol	art. №	≠	[mm]			qty ø12	[mm]			
			a	b	c		ø6/4			
PMF 80/100	4947080	4,0	80	80	100	8	8	630 g	2 pcs.	
PMF 80/100 C	49470802	4,0	80	80	100	8	8	630 g	2 pcs.	
PMF 100/100	4947100	4,0	100	100	100	8	8	960 g	2 pcs.	
PMF 80/150	4948080	4,0	80	80	150	8	8	680 g	1 pcs.	
PMF 100/150	4948100	4,0	100	100	150	8	8	990 g	1 pcs.	
PMF 80/200	4949080	4,0	80	80	200	8	8	790 g	1 pcs.	
PMF 100/200	4949100	4,0	100	100	200	8	8	1130 g	1 pcs.	

ZNO: hot-dip galvanized; C: painted black

Podstawa słupa • Patka sloupku • Pätka stłpiku  
 Klasični anker grede • Oszloptalp beépíthető • Suport de stîlp  
 Основание столба • Основа за колона • Sororte  
 Classic postfoot • Base de poteau • Pfostenträger

# PWO



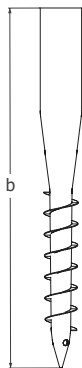
ZNO

symbol	art. №	≠	[mm]		🧴	📦
			ø	b		
PWO 60/550	48280	1,7	60	550	1650 g	6 pcs.
PWO 68/550	48281	1,8	68	550	2140 g	6 pcs.
PWA 1	482891	-	16-32	380	240 g	25 pcs.

ZNO: hot dip galvanized



PWG



ZNO

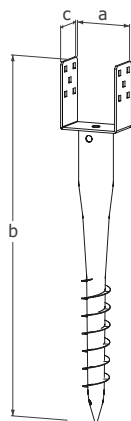

symbol	art. №	±	[mm]		🏺	📦
			ø	b		
PWG 60/550	482821	1,7	60	550	1100 g	6 pcs.
PWG 68/650	482831	1,8	68	650	1600 g	6 pcs.
PWG 68/800	482832	1,8	68	800	2200 g	1 pcs.
PWOM 1	482993	2,0	69	30	87 g	6 pcs.
PWOM 2	482994	2,0	69	30	85 g	6 pcs.
PWOM 3	482995	2,0	69	30	89 g	6 pcs.

ZNO: hot dip galvanized; PWOM - ZN: DX51D+Z275MAC





Podstawa słupa • Patka sloupku • Pätka stłpiku  
 Klasični anker grede • Oszloptalp beépíthető • Suport de stîlp  
 Основание столба • Основа за колона • Sororte  
 Classic postfoot • Base de poteau • Pfostenträger


# PWU



ZNO

symbol	art. №	≠	[mm]			qty Ø □11		
			a	b	c			
PWU 70/685	48291	1,8	70	685	70	10	2050 g	1 pcs.
PWU 80/685	48292	1,8	80	685	70	10	2130 g	1 pcs.
PWU 90/685	48293	1,8	90	685	70	10	2200 g	1 pcs.
PWU 100/865	48294	1,8	100	865	70	10	2750 g	1 pcs.
PWU 120/865	48295	1,8	120	865	70	10	2700 g	1 pcs.

ZNO: hot dip galvanized



ZNO

symbol	art. №	[mm]			
		a	b		
KWZ	4830	470	100	530 g	1 pcs.

ZNO: hot dip galvanized

Łącznik pergoli • Kování pro pergoly • Kovanie pre pergoly  
 OP L-nosač • Kerítésrögzítő kapocs "l" • Racord pt pergola  
 Кронштейн тип • Връзка за перголи • Escuadra para pérgola tipo L  
 Op l-bracket • Joint de pergolas • Flechtzaunhalter



OP



ZNZ

symbol	art. №	±	[mm]			qty	Ø	g	pcs.
			a	b	c				
OP	4625	2	30	38	30	2	Ø6	42 g	50 pcs.

ZNZ: electrogalvanized yellow



ZN



ZNZ

symbol	art. №	[mm]			qty $\emptyset$		🧴	📦
		≠	a	b	$\emptyset 5$	$\emptyset 11$		
LBO 1	4927	2,5	203	68	1	4	315 g	4 pcs.
LBO 2	4928	2,5	145	68	1	3	231 g	4 pcs.
LBO 3	4929	2,5	200	58	1	2	252 g	4 pcs.
LBO 1 ZN	49272	2,5	203	68	1	4	314 g	4 pcs.
LBO 2 ZN	49282	2,5	145	68	1	3	230 g	4 pcs.
LBO 3 ZN	49292	2,5	200	58	1	2	255 g	4 pcs.

ZN: DX51D+Z275MAC; ZNZ: electrogalvanized yellow

Daszek słupka • Stříška čtvercová pro sloup • Stříška čtvercová  
 Kapa za post • Oszlopsapka kúpos • Consola suport de capat  
 Колпак для столба с шаром • Капак за греда • Tapa decorativa de bola  
 Post cap • Capuchon de poteau sphérique • Pfostenkappe

# DK

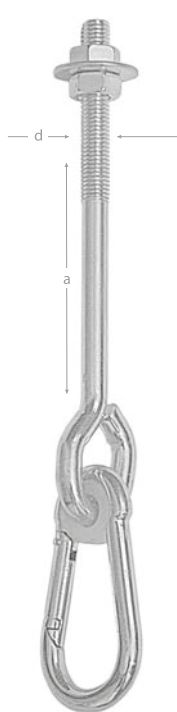


ZNO


C

symbol	art. №	≠	[mm]		🧴	📦
			a	b		
DKK 70	4995	1,0	70	70	205 g	10 pcs.
DKK 90	4997	1,0	90	90	324 g	10 pcs.
DK 70	4985	1,0	70	70	90 g	10 pcs.
DK 70 C	49852	1,0	70	70	90 g	10 pcs.
DK 90	4987	1,0	90	90	134 g	10 pcs.


ZNO: hot-dip galvanized; C: painted black




MHA 130



MHB 130



MHC 120



MHD 120

## ZNG

symbol	art. №	[mm]		kg	g	pcs.
		a	d			
MHA 110	8850	110	M12	70 kg	344 g	10 pcs.
MHA 130	8851	130	M12	70 kg	386 g	10 pcs.
MHB 130	8852	130	M12	70 kg	353 g	10 pcs.
MHC 120	8853	120	M12	70 kg	408 g	10 pcs.
MHC 130	8854	130	M12	70 kg	422 g	10 pcs.
MHD 120	8855	120	M12	70 kg	448 g	10 pcs.
MHD 130	8856	130	M12	70 kg	459 g	10 pcs.

ZNG: electrogalvanized

Mocowanie huśtawki • Uchycení houpačky • Uchytienie hojdačky  
 Vešalica • Hintahorog • Fixare balanță  
 Крепление для качелей • Монтажни скоби • Sujeción para columpio  
 Swing hanger • Fixation de balançoire • Schaukelhaken

# MH





MHU 130



MHU 100

ZNG

symbol	art. №	[mm]			
		a	d		
MHU 130	8862	130	M12	271 g	10 pcs.
MHU 100	8864	100	ø12	217 g	10 pcs.

ZNG: electrogalvanized

3.41

# MH



MHK 90



MHO 100

## ZNZ

symbol	art. №	↔ [mm] ↔ a	⬇️ kg	🧴	📦
MHK 90	8859	90	70 kg	565 g	10 pcs.
MHO 80	8860	80	70 kg	472 g	10 pcs.
MHO 100	8857	100	70 kg	524 g	10 pcs.
MHO 120	8858	120	70 kg	578 g	10 pcs.

ZNZ: electrogalvanized yellow



Stoper bramowy • Dorazy pro křídlové brány • Spodný doraz brány  
 Graničnik za kapiju • Kapu ütköző • Opritor Capat  
 Воротный упор • Стопер за врата • Topes para puertas  
 Gate stopper • Butée d'arrêt • Auflaufstütze

SB





SB 90

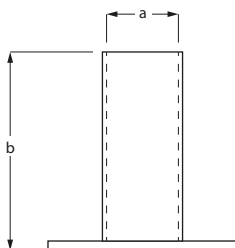


SB 160



ZNG

symbol	art. №	≠	[mm]				
			a	b	c		
SB 90	8825	1,5	90	90	16	322 g	5 pcs.
SB 160	8826	2,0	158	138	50	472 g	5 pcs.

ZNG: electrogalvanized



ZNG

symbol	art. №	[mm]			
		a	b		
PDP 100	4840	38	105	544 g	10 pcs.

ZNG: electrogalvanized

Uchwyt flagi • Drżák vlajky • Držiak vlajky  
 Držač zastava • Zászlótartó • Suporte de perete drapel  
 Держатель флага • Държач знаме • Soporte para banderas  
 Flag holder • Porte-drapeau • Fahnenhalter“

# UF





UF 1



UF 2

**ZNZ**

symbol	art. №	≠	[mm]				
			a	b	c		
UF 1	8847		70	110	26	302 g	5 pcs.
UF 2	8848		70	110	26	401 g	5 pcs.

ZNZ: electrogalvanized yellow

3.45

UF







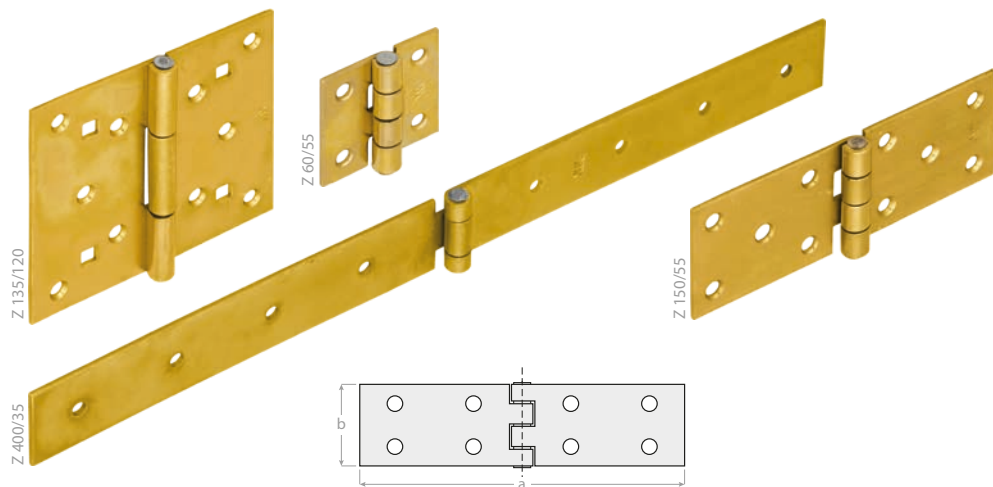


- ZASUWY I ZAWIASY
- ZÁSTRČE A ZÁVĚSY
- ZÁSTRČE A ZÁVĚSY
- SARKE I REZE
- TOLÓZÁRAK KIVETŐPÁNTOK
- ZĂVOARE ȘI ȘARNIERE
- ПЕТЛИ И ЗАДВИЖКИ
- PEZETA И ПАНТИ
- PASADORES Y BISAGRAS
- BOLTS & HINGES
- VERROUS ET CHARNIÈRES
- RIEGEL UND SCHARNIERE









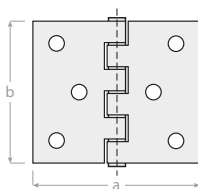
ZNZ

symbol	art. №	[mm]			qty ø					🧴	📦
		±	a	b	ø4	ø4,5	ø5	ø5,5	ø6		
Z 50/25	8021	1,5	50	25	4	-	-	-	-	20 g	20 pcs.
Z 60/55	8022	2,5	60	55	-	-	-	-	4	20 g	20 pcs.
Z 75/75	8020	1,8	75	75	-	-	-	6	-	93 g	20 pcs.
Z 100/25	8023	1,5	100	25	-	8	-	-	-	35 g	10 pcs.
Z 100/35	8024	1,5	100	35	-	-	6	-	-	60 g	10 pcs.
Z 100/45	8025	1,5	100	45	-	-	6	-	-	80 g	10 pcs.
Z 100/70	8041	1,5	100	70	-	-	-	-	-	100 g	10 pcs.
Z 100/100	8055	2,0	100	100	-	-	-	-	-	195 g	10 pcs.
Z 115/90	8042	2,5	115	90	-	-	-	-	8	230 g	10 pcs.
Z 135/120	8043	2,5	135	120	-	-	-	-	10	387 g	10 pcs.
Z 150/25	8026	1,5	150	25	12	-	-	-	-	60 g	10 pcs.
Z 150/35	8027	1,5	150	35	10	-	-	-	-	80 g	10 pcs.
Z 150/45	8028	1,5	150	45	-	8	-	-	-	100 g	10 pcs.
Z 150/55	8029	2,5	150	55	-	-	-	10	-	191 g	10 pcs.
Z 200/35	8031	1,5	200	35	-	10	-	-	-	100 g	10 pcs.
Z 200/45	8032	1,5	200	45	-	10	-	-	-	140 g	10 pcs.
Z 250/45	8033	1,5	250	45	-	10	-	-	-	160 g	10 pcs.
Z 300/45	8035	1,5	300	45	-	12	-	-	-	193 g	10 pcs.
Z 300/35	8036	1,5	300	35	-	-	-	-	6	230 g	10 pcs.
Z 350/50	8037	1,5	350	50	-	14	-	-	-	406 g	10 pcs.
Z 400/35	8038	2,5	400	35	-	-	-	-	8	290 g	10 pcs.



ZNZ: electrogalvanized yellow



ZS 45



## ZNZ

symbol	art. №	[mm]			qty $\emptyset$					
		$\neq$	a	b	$\emptyset 1,5$	$\emptyset 3,5$	$\emptyset 4$	$\emptyset 4,5$		
ZS 20 /10	80101	0,5	17	20	4	-	-	-	20 g	20 à 10 pcs.
ZS 25 /10	80111	1,0	24	25	-	4	-	-	50 g	10 à 10 pcs.
ZS 30 /10	80121	1,0	29	30	-	4	-	-	80 g	10 à 10 pcs.
ZS 40	8014	1,0	40	40	-	-	6	-	15 g	100 pcs.
ZS 45	8015	1,0	40	45	-	-	6	-	17 g	100 pcs.
ZS 50	8016	1,0	42	50	-	-	-	6	23 g	50 pcs.
ZS 60	8017	1,0	43	60	-	-	6	-	29 g	50 pcs.
ZS 70	8018	1,0	43	70	-	-	-	6	34 g	50 pcs.
ZS 80	8019	1,5	56	80	-	-	-	6	68 g	20 pcs.
ZS 100	8045	1,3	100	48	-	-	-	-	80 g	10 pcs.

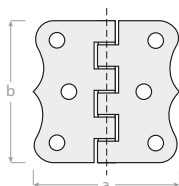
DC01 electrogalvanized

Zawias budowlany ozdobny • Závěs stavební ozdobný • Závěs stavebný ozdobný  
 Dekorativna ravna šarka • Dekoratív ládapánt • Şarnieră de constructie decorativă  
 Петля строительная декоративная • Декоративна панта за строителството • Bisagra decorativa  
 Decorative butt hinge • Charnière de construction décorative • Scharnier dekorativ



ZO



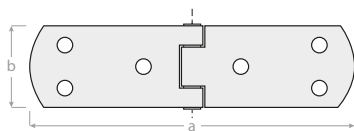
WO 80



ZNZ

symbol	art. №	[mm]			qty ø5		
		≠	a	b			
ZO 80	8046	1,5	63	80	6	75 g	20 pcs.
ZO 100	8047	2,0	105	100	10	160 g	10 pcs.

ZNZ: electrogalvanized yellow



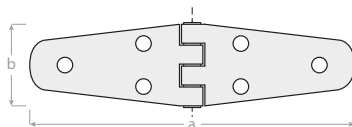
## ZNZ

symbol	art. №	[mm]			qty ø		🧴	📦
		±	a	b	ø4	ø6		
ZF 120	8071	2,5	120	35	6	-	70 g	10 pcs.
ZF 140	8072	2,5	140	35	8	-	80 g	10 pcs.
ZF 160	8073	2,5	160	35	8	-	90 g	10 pcs.
ZF 180	8074	2,5	180	35	8	-	100 g	10 pcs.
ZF 200	8075	2,5	200	33	8	-	110 g	10 pcs.
ZF 250	8076	2,5	250	38	-	10	200 g	10 pcs.
ZF 300	8077	2,5	300	38	-	10	240 g	10 pcs.



ZNZ: electrogalvanized yellow

Zawias trójkątny splatany • Závěs trojúheln. Splétaný • Závěs trojúheln. Splietaný  
 Podižuća šarka • Ládapánt • Şarnieră triunghiulară armurată  
 Петля треугольная • Шарнирна панта, триъгълна • Bisagra cresente  
 Rising hinge • Charnière triangulaire épissée • Deckelscharnier

# ZTS



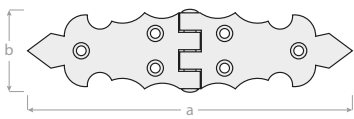
**ZNZ**

symbol	art. №	[mm]		qty	ø		
		±	a				
ZTS 150	8085	2	150	35	6	75 g	10 pcs.
ZTS 250	8087	2	250	45	10	140 g	10 pcs.
ZTS 200	8088	2	200	40	6	140 g	10 pcs.



ZNZ: electrogalvanized yellow

4.05

Zawias francuski ozdobny • Závěs francouzský ozdobný černý • Závěs francúzky ozdobný čierny  
 Dekorativna francuska šarka • Francia zsanér • Şarnieră franceza decorativă  
 Петля французская деокаративная • Декоративна панта френски тип • Bisagra decorativa francesa  
 Decorative french hinge • Charnière française décorative • Französisches Kistenband dekorativ



**C**

symbol	art. №	[mm]		qty ø				
		≠	a	b	ø4			ø6
ZTSD 150	89322	2	150	35	6	-	70 g	10 pcs.
ZFD 200	89452	2	200	40	-	6	116 g	10 pcs.

C: painted black

Zawias trójkątny ozdobny • Závěs trojúhelníkový ozdobný • Závěs trojuholníkový ozdobný

Dekorativna T šarka • Dekoratív zsanér • Şarnieră triunghiulară decorativă

Петля треугольная декоративная • Декоративна панта с триъгълно рамо • Bisagra triangular decorativa

Decorative tee hinge • Charnière triangulaire décorative • Kreuzgehänge dekorativ

# ZBD



C

symbol	art. №	[mm]				qty ø				🍷	📦
		÷	a	b	c	ø4,5	ø6,5	□7	□9		
ZTO 125	89202	2,5	125	40	160	-	8	-	-	220 g	10 pcs.
ZTO 150	89212	2,5	150	45	185	-	8	-	-	280 g	10 pcs.
ZTO 200	89222	2,5	200	50	190	-	-	-	6	340 g	10 pcs.
ZTD 100	89262	2,0	100	30	130	6	-	-	-	120 g	10 pcs.
ZTD 150	89282	2,0	150	35	160	7	-	-	-	180 g	10 pcs.
ZBD 200	89362	3,0	200	45	170	-	5	3	-	360 g	10 pcs.
ZBD 300	89382	3,0	300	45	170	-	6	3	-	491 g	10 pcs.
ZBD 400	89402	3,0	400	45	170	-	6	3	-	534 g	10 pcs.

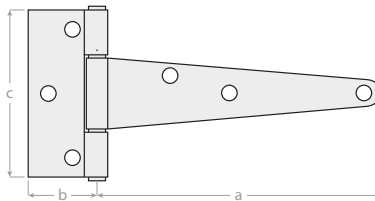
C: painted black



ZT 100



ZT 150



**ZNZ**

symbol	art. №	[mm]			qty $\emptyset$		🧴	📦	
		≠	a	b	c	$\emptyset 4$			$\emptyset 6$
ZT 100	8181	2,0	100	30	65	6	-	80 g	10 pcs.
ZT 125	8182	2,0	125	35	80	6	-	120 g	10 pcs.
ZT 150	8183	2,0	150	35	80	7	-	143 g	10 pcs.
ZT 200	8184	2,5	200	50	110	7	-	350 g	10 pcs.

ZNZ: electrogalvanized yellow

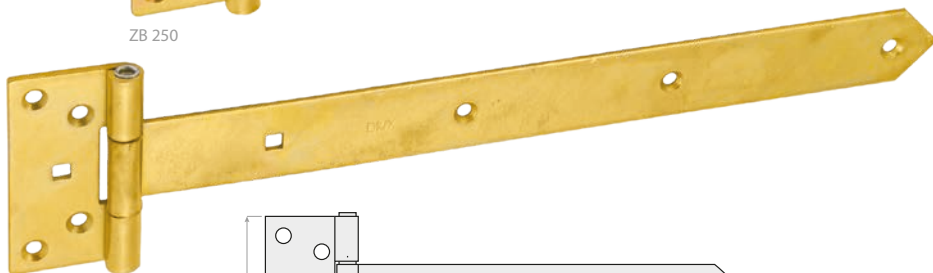


Zawias bramkowy • Závěs brankový • Závěs bránkový  
 Šarka za kariju • Карупánt csuklós • Şarnieră de poartă  
 Петля воротная • Панта за врата • Bisagra para verja  
 Gate hinge • Charnière de porte • Kreuzgehänge


# ZB



ZB 250



ZB 350




ZNZ

C

symbol	art. №	[mm]				qty ø				📦	📦
		≠	a	b	c	ø4,5	ø6,5	□7	□9		
ZB 150	8101	3,0	150	45	90	6	-	2	-	278 g	10 pcs.
ZB 150 C	81012	3,0	150	45	90	6	-	2	-	270 g	10 pcs.
ZB 200	8102	3,0	200	45	90	6	-	2	-	316 g	10 pcs.
ZB 200 C	81022	3,0	200	45	90	6	-	2	-	310 g	10 pcs.
ZB 250	8103	3,0	250	45	90	6	-	2	-	353 g	10 pcs.
ZB 250 C	81032	3,0	250	45	90	6	-	2	-	370 g	10 pcs.
ZB 300	8104	3,0	300	45	90	7	-	2	-	393 g	10 pcs.
ZB 300 C	81042	3,0	300	45	90	7	-	2	-	400 g	10 pcs.
ZB 350	8105	3,0	350	45	90	7	-	2	-	423 g	10 pcs.
ZB 350 C	81052	3,0	350	45	90	7	-	2	-	400 g	10 pcs.
ZB 400	8106	3,0	400	45	90	7	-	2	-	472 g	10 pcs.
ZB 400 C	81062	3,0	400	45	90	7	-	2	-	500 g	10 pcs.
ZBW 500	8114	4,0	500	40	110	-	7	-	2	1000 g	10 pcs.
ZBW 500 C	81142	4,0	500	40	110	-	7	-	2	1000 g	10 pcs.
ZBW 600	8115	4,0	600	40	110	-	7	-	2	1100 g	10 pcs.
ZBW 600 C	81152	4,0	600	40	110	-	7	-	2	1100 g	10 pcs.

ZNZ: electrogalvanized yellow; C: painted black




## ZNZ

symbol	art. №	≠	[mm]			qty ø			🍷	📦
			a	b	c	ø4,5	□7	□9		
ZBO 150	8121	2,5	150	60	90	1	4	3	260 g	10 pcs.
ZBO 250	8122	2,5	250	60	90	2	4	2	330 g	10 pcs.
ZBO 350	8123	2,5	350	60	90	3	4	2	550 g	10 pcs.



ZNZ: electrogalvanized yellow

Zawias bramkowy ozdobny • Závěs brankový ozdobný • Závěs bránkový ozdobný  
 Decorativna šarka za kariju • Dekoratív kapupánt • Șarnieră de poartă decorativă  
 Петля воротная декоративная • Декоративна панта за врата • Bisagra decorativa para verja  
 Decorative gate hinge • Charnière de porte décorative • Kreuzgehänge dekorativ


# ZBNO



**ZNZ**

symbol	art. №	≠	[mm]				
			a	b	c		
ZBNO 150	8141	2,5	150	60	215	360 g	10 pcs.
ZBNO 250	8142	2,5	250	60	215	430 g	10 pcs.

ZNZ: electrogalvanized yellow



## ZNZ

symbol	art. №	÷	[mm]			qty ∅			🧴	📦
			a	b	c	∅4	∅5	□7		
ZBL 100	8130	1,5	100	32	65	6	1	-	76 g	10 pcs.
ZBL 150	8131	1,5	150	32	65	6	1	-	91 g	10 pcs.
ZBL 200	8132	2,0	200	38	84	-	6	2	177 g	10 pcs.
ZBL 250	8133	2,0	250	38	84	-	6	2	223 g	10 pcs.
ZBL 300	8134	2,0	300	38	84	-	7	2	254 g	10 pcs.

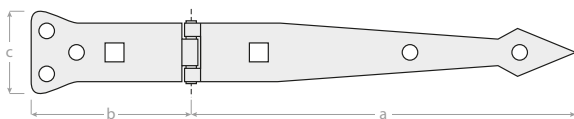
ZNZ: electrogalvanized yellow

Zawias bramkowy pasowy • Závěs brankový pásový • Závěs bránkový pásový  
 Šarka za kariju koplje • Карупánt öv csuklós • Şarnieră de poartă ajustată  
 Петля воротная • Панта за врата, продълговата • Bisagra fina de verja  
 Strap gate hinge • Charnière de porte / penture • Werfgehänge

# ZBP



ZBP 250



**ZNZ**

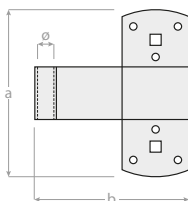
**C**

symbol	art. №	±	[mm]			🧴	📦
			a	b	c		
ZBP 200	8161	2,5	200	80	50	190 g	10 pcs.
ZBP 200 C	81612	2,5	200	80	50	190 g	10 pcs.
ZBP 250	8162	2,5	250	80	50	215 g	10 pcs.
ZBP 300	8163	2,5	300	80	50	360 g	10 pcs.
ZBP 300 C	81632	2,5	300	80	50	360 g	10 pcs.



ZNZ: electrogalvanized yellow; C: painted black



ZR 165



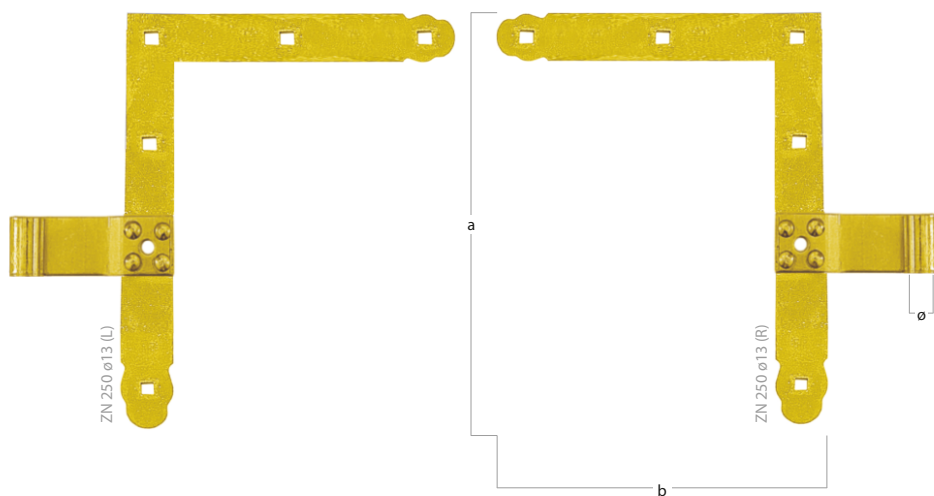
**ZNZ**

symbol	art. №	±	[mm]				
			a	b	ø		
ZR 165/13	8261	3,0	165	110	13	340 g	10 pcs.

ZNZ: electrogalvanized yellow



Zawias narożnikowy prosty prawy i lewy • Záv. Okenicový jedn. L+P • Záv. Okenicový jedn. L+P  
 Ugaone šarke, leva + desna • Sarokpánt alsó-felső bal + jobb • Şarmieră colț simplă dreaptă și stîngă  
 Петля угловая, левая + правая • Ъглова панта права, лява и дясна • Bisagra esquinera, izquierdo + derecho  
 Corner hinges left + right • Charnière de coin simple, droite et gauche • Fensterladen-Winkelband links + rechts

# ZN



**ZNZ**

**C**

symbol	art. №	≠	[mm]				
			a	b	ø		
ZN 250/13 L+R	8271	3,0	250	200	13	887 g	5 pcs.
ZN 250/13 C L+R	82712	3,0	250	200	13	902 g	5 pcs.

ZNZ: electrogalvanized yellow; C: painted black



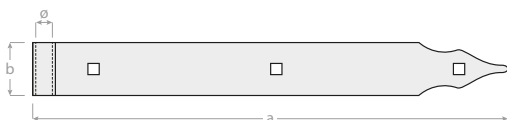
ZP 300/10



ZP 300/10 C



ZP 800/16



**ZNZ**

**C**

symbol	art. №	≠	[mm]			📦	📦
			a	b	ø		
ZP 300/10	8201	3,0	300	30	10	230 g	10 pcs.
ZP 300/10 C	82012	3,0	300	30	10	230 g	10 pcs.
ZP 400/10	8202	3,0	400	30	10	300 g	10 pcs.
ZP 400/10 C	82022	3,0	400	30	10	300 g	10 pcs.
ZP 300/13	8203	4,0	300	35	13	356 g	10 pcs.
ZP 300/13 C	82032	4,0	300	35	13	356 g	10 pcs.
ZP 400/13	8204	4,0	400	35	13	468 g	10 pcs.
ZP 400/13 C	82042	4,0	400	35	13	468 g	10 pcs.
ZP 500/13	8205	4,0	500	35	13	572 g	10 pcs.
ZP 500/13 C	82052	4,0	500	35	13	572 g	10 pcs.
ZP 600/13	8206	4,0	600	35	13	689 g	10 pcs.
ZP 600/13 C	82062	4,0	600	35	13	689 g	10 pcs.
ZP 500/16	8207	5,0	500	40	16	764 g	10 pcs.
ZP 500/16 C	82072	5,0	500	40	16	828 g	10 pcs.
ZP 600/16	8208	5,0	600	40	16	986 g	10 pcs.
ZP 600/16 C	82082	5,0	600	40	16	986 g	10 pcs.
ZP 800/16	8209	5,0	800	40	16	1238 g	10 pcs.
ZP 800/16 C	82092	5,0	800	40	16	1238 g	10 pcs.

ZNZ: electrogalvanized yellow; C: painted black





ZPK 300/13 C



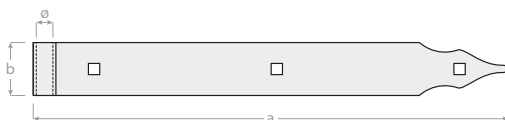
ZPK 400/13 ZNZ



ZPK 500/13 C



ZPK 600/13 ZNZ



**ZNZ**

**C**

symbol	art. №	≠	[mm]			🧴	📦
			a	b	ø		
ZPK 300/10 C	82212	3	300	30	10	221 g	10 pcs.
ZPK 300/10 ZNZ	8221	3	300	30	10	219 g	10 pcs.
ZPK 400/10 C	82222	3	400	30	10	326 g	10 pcs.
ZPK 400/10 ZNZ	8222	3	400	30	10	311 g	10 pcs.
ZPK 300/13 C	82232	4	300	35	13	286 g	10 pcs.
ZPK 300/13 ZNZ	8223	4	300	35	13	289 g	10 pcs.
ZPK 400/13 C	82242	4	400	35	13	448 g	10 pcs.
ZPK 400/13 ZNZ	8224	4	400	35	13	426 g	10 pcs.
ZPK 500/13 C	82252	4	500	35	13	557 g	10 pcs.
ZPK 500/13 ZNZ	8225	4	500	35	13	516 g	10 pcs.
ZPK 600/13 C	82262	4	600	35	13	720 g	10 pcs.
ZPK 600/13 ZNZ	8226	4	600	35	13	705 g	10 pcs.
ZPK 500/16 C	82272	5	500	40	16	629 g	10 pcs.
ZPK 500/16 ZNZ	8227	5	500	40	16	566 g	10 pcs.
ZPK 600/16 C	82282	5	600	40	16	857 g	10 pcs.
ZPK 600/16 ZNZ	8228	5	600	40	16	854 g	10 pcs.
ZPK 800/16 C	82292	5	800	40	16	1166 g	10 pcs.
ZPK 800/16 ZNZ	8229	5	800	40	16	1137 g	10 pcs.

ZNZ: electrogalvanized yellow; C: painted black



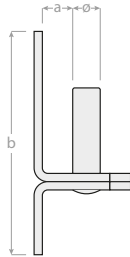
Uchwyt czopowy • Drżák řepu • Drżiak řapu  
 Nosař řarke • Pántcsap • Miner de pivot  
 Ответная часть петли • Държач с цапфа • Soporte de bisagra  
 Hinge pin • Fiche de la charnière • Kloben



C 10/11



C 13/11 C



ZNZ

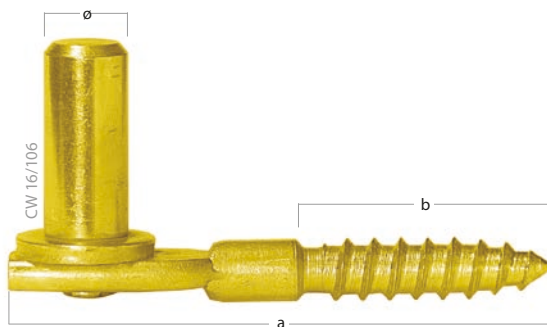
C

symbol	art. №	≠	[mm]				
			a	b	ø		
C 10/11	8301	3,0	11	81	10	110 g	10 pcs.
C 10/11 C	83012	3,0	11	81	10	111 g	10 pcs.
C 10/25	8302	3,0	25	86	10	131 g	10 pcs.
C 10/25 C	83022	3,0	25	86	10	132 g	10 pcs.
C 13/11	8303	4,0	11	104	13	216 g	10 pcs.
C 13/11 C	83032	4,0	11	104	13	216 g	10 pcs.
C 13/25	8304	4,0	25	103	13	246 g	10 pcs.
C 13/25 C	83042	4,0	25	103	13	248 g	10 pcs.
C 16/11	8305	4,0	11	120	16	281 g	10 pcs.
C 16/11 C	83052	4,0	11	120	16	310 g	10 pcs.
C 16/25	8306	4,0	25	130	16	340 g	10 pcs.
C 16/25 C	83062	4,0	25	130	16	344 g	10 pcs.

ZNZ: electrogalvanized yellow; C: painted black

Uchwyt czopowy wkręcany • Držák čepu • Držiak čapu krútený  
 Šraf-Nosač šarke • Pántcsap becsavarozható • Mîner de pivot înșurubat  
 Ответная часть петли для вкручивания • Държач с цапфа, завинтващ се • Soporte de bisagra para atornillar  
 Screw-in hinge pin • Fiche de la charnière vissée • Kloben zum Einschrauben

CW





ZNZ

symbol	art. №	[mm]			10 pcs.	10 pcs.
		a	b	ø		
CW 16/106	8307	106	16	145 g	10 pcs.	10 pcs.
CW 13/106	8308	106	13	145 g	10 pcs.	10 pcs.
CW 10/106	8309	106	10	145 g	10 pcs.	10 pcs.

ZNZ: electrogalvanized yellow




ZNY

symbol	art. №	÷	[mm]				
			a	b	ø		
CM 13	8343	5,0	255	40	13	440 g	10 pcs.
CM 16	8345	6,0	255	44	16	575 g	10 pcs.



ZNY: electrogalvanized yellow

Zawias z zamknięciem brankowy • Závěs zamykací brankový • Záves zamykací bránkový  
 Šarka sa rezom • Csuklós lakatpánt erősített • Şarnieră cu închidere de poartă  
 Петля сундучная с затвором • Панта за врата с ключалка • Bisagra con cerradura  
 Chest hinge with lock • Charnière avec fermeture, porte • Sicherheitsüberfalle

# ZZBR



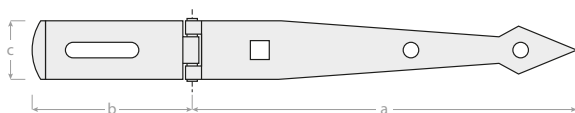
**ZNZ**

symbol	art. №	÷	[mm]				
			a	b	c		
ZZBR 150	8711	2,5	100	50	100	255 g	10 pcs.

ZNZ: electrogalvanized yellow



ZZB 300



**ZNZ**

symbol	art. №	÷	[mm]			📦	📦
			a	b	c		
ZZB 200	8731	2,5	200	95	35	200 g	10 pcs.
ZZB 250	8732	2,5	250	95	35	250 g	10 pcs.

ZNZ: electrogalvanized yellow

Zawias z zamknięciem kryty • Závěs zamykací krytý • Závěs zamykací krytý  
 Šarka sa bravom • Csuklós lakatpánt • Şarnieră cu închidere acoperită  
 Петля с затвором • Панта с ключалка, покрита • Bisagra con cerradura  
 Hinge with lock • Charnière avec fermeture, recouvert • Sicherheitsüberfalle

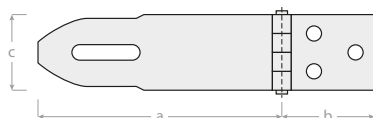
# ZZK





ZZK 50



ZZK 75



**ZNZ**

symbol	art. №	≠	[mm]				
			a	b	c		
ZZK 50	8751	2,0	130	50	45	160 g	10 pcs.
ZZK 75	8753	2,0	175	75	55	350 g	10 pcs.

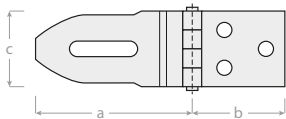
ZNZ: electrogalvanized yellow





ZZP 25



ZZP 80



## ZNZ

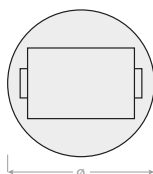
symbol	art. №	≠	[mm]				
			a	b	c		
ZZP 25	8721	1,5	75	25	25	34 g	10 pcs.
ZZP 50	8722	1,5	90	50	45	90 g	10 pcs.
ZZP 80	8723	1,5	90	80	45	105 g	10 pcs.

ZNZ: electrogalvanized yellow





Zawias regulowany do spawania • Závěs stavitelný k přivaření • Závěs nastavitelný na prizváranie  
 Variva i podesiva šarka • Pánt hegeszthető és állítható • Şarnieră reglabilă pentru sudare  
 Петля воротная для приваривания (регулируемая) • Регулируема панта за заваряване • Bisagra soldada ajustable  
 Weldable and adjustable hinge • Charnière réglable à souder • Regulierbares Scharnier zum Auschweißen

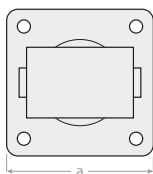

# ZRS



**ZNZ**

symbol	art. №	[mm]			
		a	d		
ZRS 16	8420	50	M16	300 g	6 pcs.
ZRS 20	8422	68	M20	504 g	6 pcs.

ZNZ: electrogalvanized yellow



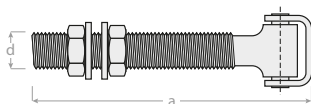
**ZNZ**

symbol	art. №	[mm]		🏠	📦
		a	d		
ZRDP 16/80	8421	80	M16	531 g	6 pcs.
ZRDP 18/90	8424	90	M18	628 g	6 pcs.
ZRDP 20/100	8423	100	M20	712 g	6 pcs.



ZNZ: electrogalvanized yellow

Zawias regulowany do przykręcania • Závěs stavitelný k přišroubování • Závěs nastavitelný ,na přišróbovanie  
 Podesiva šarkasa platnom • Pánt állítható és lemezzel • Şarnieră reglabilă pentru fixare  
 Петля для прикручивания • Регулируема панта за завинтване • Bisagra ajustable con base  
 Patrz niżej • Charnière réglable à visser • Regulierbares Scharnier zum Anschrauben

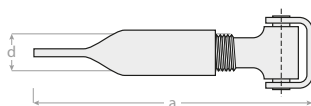

# ZRW





**ZNZ**

symbol	art. №	a	[mm] d		
ZRW 20	8426	170	M20	740 g	6 pcs.

ZNZ: electrogalvanized yellow



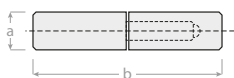
**ZNZ**

symbol	art. №	a	d		
ZRM 20	8425	160	M20	560 g	2 pcs.

ZNZ: electrogalvanized yellow

Zawias toczony z kulka • Závěs k přivaření s kuličkou • Závěs k prizváraníu s guličkou  
 Variva šarka sa kuglom • Pánt hegeszthető • Šarnieră strunjită cu bilă  
 Точеные петли (с шариком) • Стругована панта със сачма • Bisagra soldada con bola  
 Weldable hinge with the ball • Charnière tournée sphérique • Gedrechselte Scharnier mit Kugel

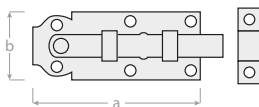

# ZTK



symbol	art. №	[mm]		🧴	📦
		a	b		
ZTK 16	8402	16	65	100 g	10 pcs.
ZTK 18	8403	18	70	150 g	10 pcs.
ZTK 20	8404	20	80	210 g	10 pcs.
ZTK 22	8405	22	90	260 g	10 pcs.
ZTK 25	8406	25	100	380 g	10 pcs.
ZTK 30	8408	30	110	600 g	10 pcs.
ZTK 35	8409	35	130	970 g	10 pcs.



Zasuwa z rygłem płaskim prosta • Zástrč jednoduchá • Zástrč jednoduchá  
 Reza za vrata • Tolózár egyenes gombos • Zăvor simplu cu închizător plat  
 Задвижка • Право резе с плосък райбер • Pasador recto  
 Door bolt, straight • Verrou de porte simple • Türriegel mit Knopf und Schlaufe



**ZNZ**

symbol	art. №	[mm]		🗄️	📦
		a	b		
W 80	8501	80	30	50 g	10 pcs.
W 100	8502	100	45	190 g	10 pcs.
W 120	8503	120	45	220 g	10 pcs.
W 140	8504	140	55	250 g	10 pcs.
W 160	8505	160	55	290 g	10 pcs.
W 180	8506	180	65	450 g	10 pcs.


ZNZ: electrogalvanized yellow

Zasuwa zamykana tłoczona z rygłem prostym • Zástrč lisovaná zamykací jednod. • Zástřrč lisovaná jednoduchá  
 Boks reza • Tolózár lakatolható • Závor presat cu închizător simplu  
 Задвижка штампованная • Заключващо се резе, шамповано, с прав райбер • Pasador  
 Box bolt • Verrou de fermeture tourné, simple • Schlossriegel mit flachem Griff und Schlaufe

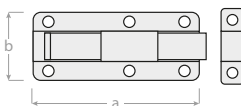
# WZTW



WZTW 80



WZTW 120

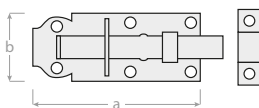



**ZNZ**

symbol	art. №	[mm]		📦	📦
		a	b		
WZTW 80 bez otworu / without hole for padlock	8551	80	40	50 g	20 pcs.
WZTW 100	8552	100	40	71 g	20 pcs.
WZTW 120	8553	120	45	116 g	20 pcs.

ZNZ: electrogalvanized yellow

Zasuwa zamykana z rygłem prostym • Zástrč zamykací rovná • Zástrč zamykacia rovná  
 Reza za zatvaranje vrata, prava • Zárható tolózár, egyenes • Zăvor cu închizător simplu  
 Задвижка запорная прямая • Заключващо се резе с прав райбер • Pasador recto  
 Closing door bolt, straight • Verrou de fermeture simple • Schlossriegel mit flachem Griff und Schlaufe



**ZNZ**


symbol	art. №	[mm]		📦	📦
		a	b		
WZP 80 bez otworu / without hole for padlock	8531	80	30	55 g	10 pcs.
WZP 100	8532	100	45	160 g	10 pcs.
WZP 120	8533	120	45	180 g	10 pcs.
WZP 140	8534	140	55	240 g	10 pcs.
WZP 160	8535	160	55	310 g	10 pcs.
WZP 180	8536	180	65	330 g	10 pcs.

ZNZ: electrogalvanized yellow



Zasuwa zamykana z rygłem wygiętym • Zástrč zamykací typu z • Zástrč zamykacia "z"  
 Reza za zatvaranje vrata, savijena • Zárható tolózár, hajlított • Zavor cu închizător curbat  
 Задвижка запорная загнутая • Заключващо се резе с извит райбер • Pasador plegado  
 Closing door bolt, folded • Verrou de fermeture plié • Schlossriegel mit flachem Griff und Schließblech

# WZW



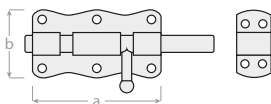
## ZNZ

symbol	art. №	[mm]		📦	📦
		a	b		
WZW 120	8543	120	45	220 g	10 pcs.
WZW 140	8544	140	55	280 g	10 pcs.
WZW 180	8546	180	65	340 g	10 pcs.

ZNZ: electrogalvanized yellow



WRO 70



## ZNZ

symbol	art. №	[mm]		🏪	📦
		a	b		
WRO 50	8561	50	50	84 g	10 pcs.
WRO 70	8562	70	50	109 g	10 pcs.
WRO 100	8563	100	65	303 g	10 pcs.
WRO 120	8564	120	68	391 g	10 pcs.

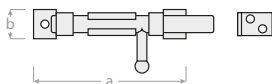
ZNZ: electrogalvanized yellow

Zasuwa z rygłem okrągłym wąska • Zástrč s kulatým jezdcem úzká • Zástrč s gulatým jazdcom úzka  
 Dekorativna reza, tanka • Bajonett tolózár díszes, vékony • Závor ingust cu inchizător rotund  
 Задвижка с круглым ригелем • Резе с кръгъл райбер, тясно • Pestillo decorativo, fino  
 Decorative tower bolt, thin • Verrou rond étroit • Grendelriegel mit Knopf

# WOS





WOS 70



**ZNZ**

**C**

symbol	art. №	[mm]			
		a	b		
WOS 70	8572	70	10	80 g	10 pcs.
WOS 70 C	85722	70	10	80 g	10 pcs.
WOS 100	8573	100	10	100 g	10 pcs.
WOS 100 C	85732	100	10	100 g	10 pcs.
WOS 150	8574	150	16	235 g	10 pcs.
WOS 150 C	85742	150	16	235 g	10 pcs.

ZNZ: electrogalvanized yellow; C: painted black



WOG 80



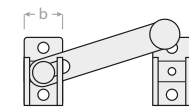
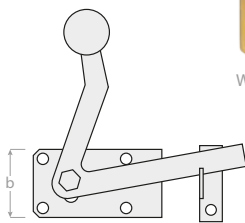
WOGO 120



WOG 80



WOGO 120



**ZNZ**

**C**

symbol	art. №	[mm]		g	pcs.
		a	b		
WOG 80	8612	80	60	310 g	5 pcs.
WOG 80 C	86122	80	60	310	5 pcs.
WOG 120	8613	120	20	165 g	5 pcs.
WOGO 120 C	86142	120		165 g	10 pcs.

ZNZ: electrogalvanized yellow; C: painted black

Zasuwa sprężynowa z rączką drewnianą • Zastrć prużin. S dřev. Koncovkou • Zastrć prużinová s dřev. Koncovkou  
 Vučna reza sa oprugom • Kaputolózár rugós fa fogóval • Závor cu arc cu manetă din lemn  
 Задвижка воротная пружинная • Пружинно резе с дървена дръжка • Pasador con muelle  
 Pull spring bolt • Verrou à ressorts avec manchon en bois • Federringel mit Holzhebel

# WSP



**ZNZ** **C**

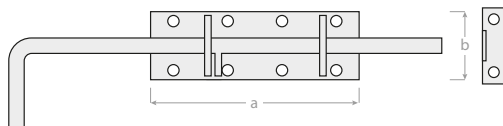
symbol	art. №	[mm]			🏪	📦
		a	b	c		
WSP 150	8620	150	50	100	220 g	10 pcs.
WSP 200	8618	200	30	120	210 g	10 pcs.
WSP 250	8619	250	30	160	260 g	10 pcs.
WSP 260	8621	260	50	190	610 g	10 pcs.
WSP 260 C	86212	260	50	190	610 g	10 pcs.
WSP 420	8623	420	50	190	740 g	10 pcs.
WSP 420 C	86232	420	50	190	740 g	10 pcs.

ZNZ: electrogalvanized yellow; C: painted black



WRG 120

WRG 240





**ZNZ**

symbol	art. №	[mm]		🏺	📦
		a	b		
WRG 100	8630	100	48	169 g	10 pcs.
WRG 120	8624	120	60	450 g	10 pcs.
WRG 240	8632	240	60	760 g	10 pcs.

ZNZ: electrogalvanized yellow



Zasuwa bramowa • Závora branová • Závora bránová  
 Reza karije • Kapuzár kétszárnyas • Závor de poartă  
 Задвижка воротная • Резе за врата • Pasador de verja  
 Gate latch • Verrou de porte • Doppeltorüberwurf

# WBR




**ZNZ**

**C**

symbol	art. №	[mm]				
		a	b	c		
WBR 440	8641	max 440	70	180	1220 g	5 pcs.
WBR 440 C	86412	max 440	70	180	1220 g	5 pcs.

ZNZ: electrogalvanized yellow; C: painted black



**ZNZ**


symbol	art. №	[mm]		🏺	📦
		a	b		
WCZ 150	8651	200	200	800 g	5 pcs.
WCZ 250	8652	250	200	900 g	2 pcs.
WCZ 350	8654	350	200	1167 g	2 pcs.

ZNZ: electrogalvanized yellow

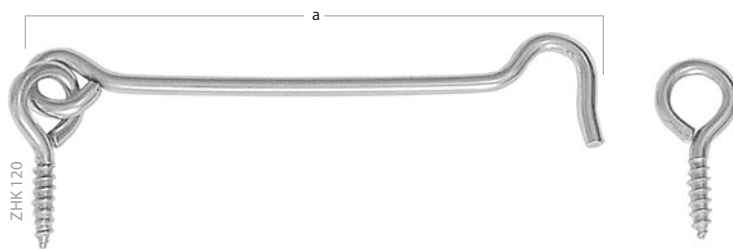


Haczyk zamykający wkręcany • Háček s očkem k zašroubování • Háčik s očkom na šrobovanie  
 Zakačka sa kukom • Камрò зàр • Cîrligaş de închidere de înşurubat  
 Крючок • Кука за затвяране, за завинтване • Cerradura de gancho  
 Hook lock • Crochet de blocage vissé • Sturmhaken mit Öse

# ZHK





ZHK 100



ZHK 120

ZNG

C

symbol	art. №	[mm]		
		a		
ZHK 60	8871	60	16 g	50 pcs.
ZHK 60 C	88712	60	16 g	50 pcs.
ZHK 80	8872	80	19 g	50 pcs.
ZHK 80 C	88722	80	19 g	50 pcs.
ZHK 100	8873	100	33 g	50 pcs.
ZHK 100 C	88732	100	33 g	50 pcs.
ZHK 120	8874	120	37 g	50 pcs.
ZHK 120 C	88742	120	37 g	50 pcs.
ZHK 140	8875	140	50 g	20 pcs.
ZHK 140 C	88752	140	50 g	20 pcs.
ZHK 160	8876	160	55 g	20 pcs.
ZHK 160 C	88762	160	55 g	20 pcs.
ZHK 180	8877	180	68 g	20 pcs.
ZHK 180 C	88772	180	68 g	20 pcs.

ZNG: electrogalvanized; C: painted black



SP 4



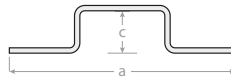
SP 5



SP 6



SP 7



## ZNZ

symbol	art. №	[mm]				qty $\varnothing$			🧴	📦
		≠	a	b	c	$\varnothing 4,5$	$\varnothing 5$	$\varnothing 6$		
SP 4	8665	1,5	57	13	18	2	-	-	10 g	20 pcs.
SP 5	8666	1,5	59	16	15	-	2	-	13 g	20 pcs.
SP 6	8670	4	64	39	$\varnothing 14$	4	-	-	42 g	10 pcs.
SP 7	8671	2,5	61	59	23	-	-	4	91 g	10 pcs.


ZNZ: electrogalvanized yellow

Zamknięcie skrzyni • Uzamykání skříně • Uzamykání skříně  
 Zatvaranje kovčeg • Csuklós lakatpánt • Închidere de cutie  
 Защелка сундучная • Закопчалка за сѣндѣк • Cerradura de cofre  
 Chest lock • Serrure du coffre • Kistenverschluss

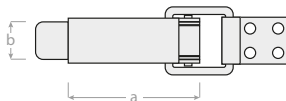
# ZSK





ZSK 70



ZSK 90



**ZNZ**

symbol	art. №	[mm]			
		a	b		
ZSK 70	8760	70	20	120 g	20 pcs.
ZSK 90	8761	94	24	180 g	10 pcs.

ZNZ: electrogalvanized yellow



NS 36



NS 50



NS 100



ZNZ

ZNG

symbol	art. №	≠	[mm]				
			a	b	c		
NS 36	8836	1,0	36	36	36	20 g	20 pcs.
NS 50	8833	1,5	50	50	16	30 g	10 pcs.
NS 75	8834	2,0	75	75	20	86 g	10 pcs.
NS 100	8835	2,0	100	100	28	165 g	10 pcs.

ZNG: electrogalvanized; ZNZ: electrogalvanized yellow

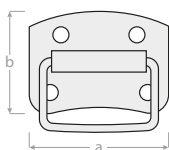
Uchwyt skrzyniowy • Drżák bednový • Držiak bedňový  
 Kovčeg ručka • Ládafogó • Míner cutie  
 Ручка сундучная • Дръжка за сандък • Tirador  
 Chest grip • Attache du coffre • Kistengriff

# US



US 90 ZN

US 90



**ZNZ**

**ZN**

**C**


symbol	art. №	[mm]		📦	📦
		a	b		
US 90	8831	90	70	140 g	10 pcs.
US 90 ZN	88312	90	70	140 g	10 pcs.
US 90 C	88313	90	70	140 g	10 pcs.
US 115	8832	115	80	202 g	10 pcs.



ZNZ: electrogalvanized yellow; ZN: DX51D+Z275MAC; C: painted black



UN 200

**ZNZ** **ZN**



symbol	art. №	a	b		
UN 150	8840	4,0	150	110 g	10 pcs.
UN 160 ZN	88402	4,0	160	117 g	10 pcs.
UN 200	8841	4,0	200	130 g	10 pcs

ZNZ: electrogalvanized yellow; ZN: DX51D+Z275MAC

Stopka do drzwi garażowych • Podpěrka garážových dveří • Podpera garážových dverí  
 Podpora za vrata • Капу конзол • Тапа pentru poartă de garaj  
 Упор для ворот • Държател за гаражна врата • Soporte puerta  
 Gate bracket • Pied pour porte garage • Bodenschieber

# ST



symbol	art. №	[mm]		🧴	📦
		a	b		
ST 250	8821	250	14	132 g	10 pcs.
ST 350	8822	350	25	325 g	2 pcs.
ST 250 BI	88213	250	14	132 g	10 pcs.
ST 250 BR	88214	250	14	132 g	10 pcs.
ST 250 AN	88215	250	14	132 g	10 pcs.

ZNZ: electrogalvanized yellow; BI: painted white; BR: painted brown; AN: painted anthracite







- WKRETY CIESIELSKIE
- TESAŘSKÝ VRUT
- VRUTY TESAŘSKE
- ŠRAFOVI ZA DRVO
- FAFORGÁCSLAP CSAVAR
- HOȚ-ȘURUBURI DE DULGHIERIE
- ШУРУПЫ ПО ДЕРЕВУ
- ДЪРВОДЕЛСКИ ВИНТОВЕ
- TORNILLO PARA AGLOMERADO
- CHIPBOARD SCREW
- VIS À PANNEAU D'AGGLOMÉRÉ
- HOLZBAUSCHRAUBEN







1. **OZNACZENIE DŁUGOŚCI** na główce wkręta umożliwiają identyfikację nawet po całkowitym wkręceniu  
**LENGTH DETERMINATION** on the screw head enables the identification even after screwing it in completely  
**OZNACENÍ DÉLKY** na hlavě vrtu umožňují identifikaci i po úplném zavrtání  
**ОБОЗНАЧЕНИЕ ДЛИНЫ НА ГОЛОВКЕ ИЗДЕЛИЯ** позволяет идентифицировать размер даже полностью вкрученного шурупа  
**MARCACIÓN DE LONGITUD** en la cabeza del tornillo permite la identificación, incluso cuando está completamente atornillado



2. **GLEBOKIE GNIAZDO TX** pozwala na lepsze przeniesienie siły wkręcającej i zapobiega wyskakowaniu bitu  
**DEEP SEAT TX** enables for better transfer of screwing-in force and prevents from bit jumping out  
**HLUBOKÁ DRÁŽKA TORX** umožňuje lepší přenos zavrtávací síly a zabraňuje vyskakování bitu  
**ГЛУБОКОЕ ГНЕЗДО TORX** Его глубина обеспечивает оптимальное распределение силы вкручивания и предотвращает прокручивание насадки  
**ENCHUFE PROFUNDO TX** permite una mejor transmisión de la fuerza de atornillado y evita que los bits salten fuera del tornillo



3. **ZĘBRA TNĄCE** na spodniej części iba ułatwiają zagłębienie i wkręcenie główki równo z powierzchnią materiału  
**CUTTING WEBS** on the bottom part of the head enable to deepen and screw in the head evenly to the material surface  
**ŘEZACÍ ZEBRA** na spodní straně záporné hlavy ulehčují tvorbu zahlužení a zavrtání hlavy do úrovně povrchu materiálu  
**РЕЖУЩИЕ РЕБРА ГОЛОВКИ** облегчают её ровную посадку по отношению к уровню поверхности материала  
**NERVADURAS DE CORTE** en la parte inferior de la cabeza hacen que sea fácil desviar y atornillar la cabeza igual con la superficie del material



4. **SPECJALNA POWŁOKA** redukująca siły tarcia  
**SPECIAL COATING** reducing the friction forces  
**ZVLÁŠTNÍ PVRCHOVÝ POVLAK** redukuje třecí síly  
**СПЕЦИАЛЬНОЕ ПОКРЫТИЕ**, снижающее силу трения  
**REVESTIMIENTO ESPECIAL** reduce la fuerza de fricción



5. **DŁUGI FREZ** poszerza otwór powodując wyraźne zmniejszenie momentu siły potrzebnej do wkręcenia  
**LONG MILL** broadens the opening causing noticeable decreasing the moment of force needed for screwing in  
**FŘEZA** zvětšuje otvor pro tělo vrtu a tím výrazně snižuje moment zavrtávací síly  
**ДЛИННАЯ ФРЕЗА** расширяет отверстие, приводя к заметному снижению момента силы, необходимой для вкручивания  
**FRESADORA LARGA** ensancha la abertura reduciendo significativamente el esfuerzo de torsión necesario para atornillar



6. **KARBY TNĄCE** łamią wiór powstający przy wkręceniu i zapobiegają rozszepianiu drewna  
**CUTTING NOTCHES** break the chip formed while screwing in and prevent from wood split  
**PODRÍZNUTÉ BRITY** lámou třísku vznikající při zavrtávání a zabraňují rozštěpování dřeva  
**ЗАРУБКА НА РЕЗЬБЕ ШУРУПА** дробит стружку, образующуюся при вкручивании и предотвращает расщепление древесины  
**MANIVELAS DE CORTE** rompen el chip formado por atornillado y previenen madera astillada

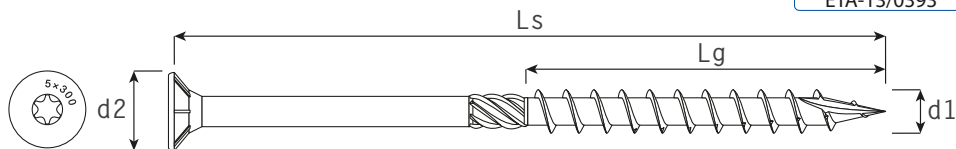


7. **KOŃCÓWKA WIERZĄCA** umożliwiają lekkie wkręcanie bez uprzedniego nawiercania  
**DRILLING END** enables to drill in easily with no pre-drilling  
**PŘEDVRTACÍ SPÍČKA** umožňuje snadné zavrtání vrtu v jedné operaci bez předvrtání  
**НАКОНЕЧНИК СО СВЕРЛОМ** обеспечивает легкое вкручивание, исключая операцию предварительного сверления отверстия  
**CABEZA DE TALADRAR** permite atornillar ligeramente sin necesidad de taladrar antes



8. **GWINT OD POCZĄTKU OSTRZA** umożliwiają pewny początek wkręcania i zapobiega ślizganiu się ostrza  
**THREAD FROM THE BLADE BEGINNING** enables the reliable beginning of screwing in and prevents from sliding the blade  
**ZÁVIT S BRÍTEM OD SPÍČKY** umožňuje okamžité zavrtání vrtu a zabránění klouzáni po povrchu materiálu  
**НАЛИЧИЕ ВИТКОВ РЕЗЬБЫ НА ОСТРИЕ ШУРУПА** обеспечивает простой вход в древесину и предотвращает соскальзывание с точки установки.  
**ROSCA DE COMIENZO DE CORTE** permite el inicio de atornillar seguro y evita el deslizamiento de las cuchillas





symbol	art. №	[mm]			TORX	🧴	📦
		d1	d2	Ls			
CS 35030	310103	3,5	7	30	T10	323 g	1 à 200 pcs.
CS 35035	3101035	3,5	7	35	T10	367 g	1 à 200 pcs.
CS 35040	310104	3,5	7	40	T10	411 g	1 à 200 pcs.
CS 35045	3101045	3,5	7	45	T10	454 g	1 à 200 pcs.
CS 35050	310105	3,5	7	50	T10	498 g	1 à 200 pcs.
CS 40030	310403	4,0	8	30	T20	360 g	1 à 200 pcs.
CS 40035	3104035	4,0	8	35	T20	409 g	1 à 200 pcs.
CS 40040	310404	4,0	8	40	T20	487 g	1 à 200 pcs.
CS 40045	3104045	4,0	8	45	T20	506 g	1 à 200 pcs.
CS 40050	310405	4,0	8	50	T20	554 g	1 à 200 pcs.
CS 40060	310406	4,0	8	60	T20	652 g	1 à 200 pcs.
CS 40070	310407	4,0	8	70	T20	749 g	1 à 200 pcs.
CS 40080	310408	4,0	8	80	T20	846 g	1 à 200 pcs.
CS 45030	310203	4,5	9	30	T20	467 g	1 à 200 pcs.
CS 45035	3102035	4,5	9	35	T20	531 g	1 à 200 pcs.
CS 45040	310204	4,5	9	40	T20	594 g	1 à 200 pcs.
CS 45045	3102045	4,5	9	45	T20	658 g	1 à 200 pcs.
CS 45050	310205	4,5	9	50	T20	721 g	1 à 200 pcs.
CS 45060	310206	4,5	9	60	T20	848 g	1 à 200 pcs.
CS 45070	310207	4,5	9	70	T20	975 g	1 à 200 pcs.
CS 45080	310208	4,5	9	80	T20	1102 g	1 à 200 pcs.
CS 05040	310503	5,0	10	40	T25	784 g	1 à 200 pcs.
CS 05045	310504	5,0	10	45	T25	870 g	1 à 200 pcs.
CS 05050	310505	5,0	10	50	T25	936 g	1 à 200 pcs.
CS 05060	310506	5,0	10	60	T25	1124 g	1 à 200 pcs.
CS 05070	310507	5,0	10	70	T25	1274 g	1 à 200 pcs.
CS 05080	310508	5,0	10	80	T25	1446 g	1 à 200 pcs.
CS 05090	310509	5,0	10	90	T25	1610 g	1 à 200 pcs.
CS 05100	310510	5,0	10	100	T25	910 g	1 à 100 pcs.
CS 05120	310512	5,0	10	120	T25	1083 g	1 à 100 pcs.
CS 06070	310607	6,0	12	70	T30	1884 g	1 à 200 pcs.
CS 06080	310608	6,0	12	80	T30	2094 g	1 à 200 pcs.
CS 06100	310610	6,0	12	100	T30	1320 g	1 à 100 pcs.

C10B21



Wkręt ciesielski z łbem stożkowym • Tesařský vrut se zapuštěnou hlavou • Tesařský vrut zo zapustenou hlavou

Šraf za drvo sa ravnom glavom • Faszerkezeți csavar súlyeszett fejű • Holz-šurub de dulgherie cu cap conic

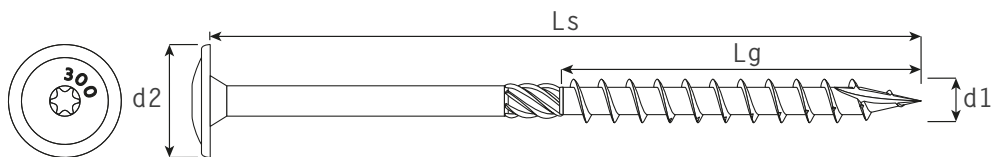
Шруул самонарезающий для дерева потай • Дърводелски болт със скрита глава • Tornillo para aglomerado de cabeza plana

Chipboard screw with flat head • Vis pour panneau d'aggloméré à tête plate • Holzbauschraube - Senkkopf

CS

symbol	art. №	[mm]		Ls	TORX		
		d1	d2				
CS 06120	310612	6,0	12	120	T30	1537 g	1 à 100 pcs.
CS 06140	310614	6,0	12	140	T30	1820 g	1 à 100 pcs.
CS 06160	310616	6,0	12	160	T30	2030 g	1 à 100 pcs.
CS 06180	310618	6,0	12	180	T30	2260 g	1 à 100 pcs.
CS 06200	310620	6,0	12	200	T30	2480 g	1 à 100 pcs.
CS 06220	310622	6,0	12	220	T30	2743 g	1 à 100 pcs.
CS 06240	310624	6,0	12	240	T30	2977 g	1 à 100 pcs.
CS 06260	310626	6,0	12	260	T30	3253 g	1 à 100 pcs.
CS 06280	310628	6,0	12	280	T30	3420 g	1 à 100 pcs.
CS 06300	310630	6,0	12	300	T30	3690 g	1 à 100 pcs.
CS 08080	310808	8,0	15	80	T40	1833 g	1 à 100 pcs.
CS 08100	310810	8,0	15	100	T40	2270 g	1 à 100 pcs.
CS 08120	310812	8,0	15	120	T40	1360 g	1 à 50 pcs.
CS 08140	310814	8,0	15	140	T40	1577 g	1 à 50 pcs.
CS 08160	310816	8,0	15	160	T40	1780 g	1 à 50 pcs.
CS 08180	310818	8,0	15	180	T40	2014 g	1 à 50 pcs.
CS 08200	310820	8,0	15	200	T40	2220 g	1 à 50 pcs.
CS 08220	310822	8,0	15	220	T40	2427 g	1 à 50 pcs.
CS 08240	310824	8,0	15	240	T40	2667 g	1 à 50 pcs.
CS 08260	310826	8,0	15	260	T40	2880 g	1 à 50 pcs.
CS 08280	310828	8,0	15	280	T40	3107 g	1 à 50 pcs.
CS 08300	310830	8,0	15	300	T40	3297 g	1 à 50 pcs.
CS 08320	310832	8,0	15	320	T40	3527 g	1 à 50 pcs.
CS 08340	310834	8,0	15	340	T40	3707 g	1 à 50 pcs.
CS 08360	310836	8,0	15	360	T40	3974 g	1 à 50 pcs.
CS 08380	310838	8,0	15	380	T40	4164 g	1 à 50 pcs.
CS 08400	310840	8,0	15	400	T40	4384 g	1 à 50 pcs.
CS 10120	311012	10,0	18	120	T40	2020 g	1 à 50 pcs.
CS 10140	311014	10,0	18	140	T40	2344 g	1 à 50 pcs.
CS 10160	311016	10,0	18	160	T40	2650 g	1 à 50 pcs.
CS 10180	311018	10,0	18	180	T40	2954 g	1 à 50 pcs.
CS 10200	311020	10,0	18	200	T40	3257 g	1 à 50 pcs.
CS 10220	311022	10,0	18	220	T40	3550 g	1 à 50 pcs.
CS 10240	311024	10,0	18	240	T40	3907 g	1 à 50 pcs.
CS 10260	311026	10,0	18	260	T40	4204 g	1 à 50 pcs.
CS 10280	311028	10,0	18	280	T40	4517 g	1 à 50 pcs.
CS 10300	311030	10,0	18	300	T40	4770 g	1 à 50 pcs.
CS 10320	311032	10,0	18	320	T40	5135 g	1 à 50 pcs.
CS 10340	311034	10,0	18	340	T40	5430 g	1 à 50 pcs.
CS 10360	311036	10,0	18	360	T40	5740 g	1 à 50 pcs.
CS 10380	311038	10,0	18	380	T40	6060 g	1 à 50 pcs.
CS 10400	311040	10,0	18	400	T40	6475 g	1 à 50 pcs.

C10B21

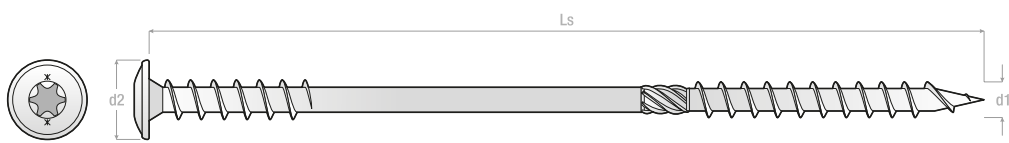
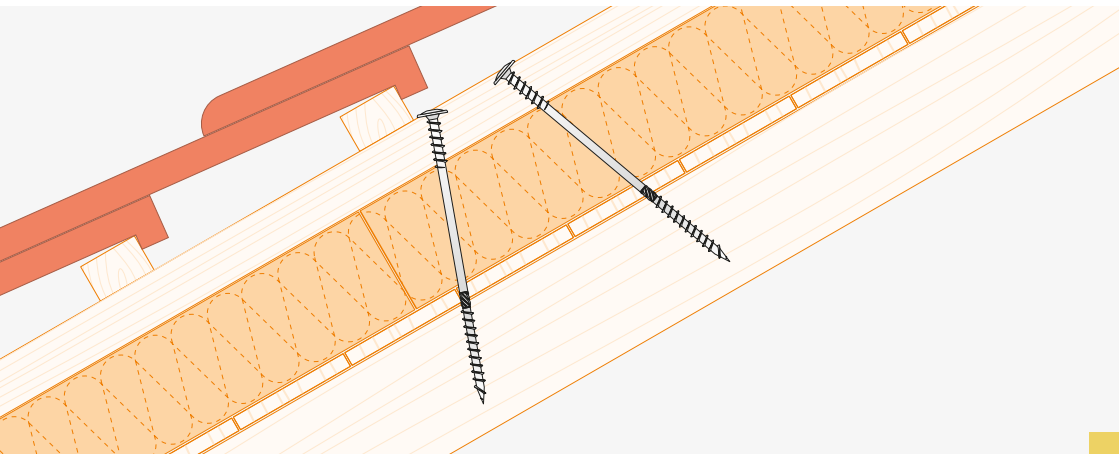


symbol	art. №	[mm]			TORX		
		d1	d2	Ls			
CT 06070	320607	6,0	14	70	T30	1016 g	1 à 100 pcs.
CT 06080	320608	6,0	14	80	T30	1142 g	1 à 100 pcs.
CT 06100	320610	6,0	14	100	T30	1385 g	1 à 100 pcs.
CT 06120	320612	6,0	14	120	T30	1631 g	1 à 100 pcs.
CT 06140	320614	6,0	14	140	T30	1887 g	1 à 100 pcs.
CT 06160	320616	6,0	14	160	T30	2123 g	1 à 100 pcs.
CT 06180	320618	6,0	14	180	T30	2374 g	1 à 100 pcs.
CT 06200	320620	6,0	14	200	T30	2608 g	1 à 100 pcs.
CT 06220	320622	6,0	14	220	T30	2853 g	1 à 100 pcs.
CT 06240	320624	6,0	14	240	T30	3000 g	1 à 100 pcs.
CT 06260	320626	6,0	14	260	T30	3329 g	1 à 100 pcs.
CT 06280	320628	6,0	14	280	T30	1874 g	1 à 50 pcs.
CT 06300	320630	6,0	14	300	T30	1966 g	1 à 50 pcs.
CT 08080	320808	8,0	23	80	T40	1144 g	1 à 50 pcs.
CT 08100	320810	8,0	23	100	T40	1340 g	1 à 50 pcs.
CT 08120	320812	8,0	23	120	T40	1524 g	1 à 50 pcs.
CT 08140	320814	8,0	23	140	T40	1744 g	1 à 50 pcs.
CT 08160	320816	8,0	23	160	T40	1977 g	1 à 50 pcs.
CT 08180	320818	8,0	23	180	T40	2204 g	1 à 50 pcs.
CT 08200	320820	8,0	23	200	T40	2417 g	1 à 50 pcs.
CT 08220	320822	8,0	23	220	T40	2644 g	1 à 50 pcs.
CT 08240	320824	8,0	23	240	T40	2864 g	1 à 50 pcs.
CT 08260	320826	8,0	23	260	T40	3090 g	1 à 50 pcs.
CT 08280	320828	8,0	23	280	T40	3284 g	1 à 50 pcs.
CT 08300	320830	8,0	23	300	T40	3510 g	1 à 50 pcs.
CT 08320	320832	8,0	23	320	T40	3670 g	1 à 50 pcs.
CT 08340	320834	8,0	23	340	T40	3920 g	1 à 50 pcs.
CT 08360	320836	8,0	23	360	T40	4140 g	1 à 50 pcs.
CT 08380	320838	8,0	23	380	T40	4314 g	1 à 50 pcs.
CT 08400	320840	8,0	23	400	T40	4584 g	1 à 50 pcs.
CT 10120	321012	10,0	26	120	T40	2234 g	1 à 50 pcs.
CT 10140	321014	10,0	26	140	T40	2580 g	1 à 50 pcs.
CT 10160	321016	10,0	26	160	T40	2847 g	1 à 50 pcs.
CT 10180	321018	10,0	26	180	T40	3164 g	1 à 50 pcs.
CT 10200	321020	10,0	26	200	T40	3487 g	1 à 50 pcs.
CT 10220	321022	10,0	26	220	T40	3787 g	1 à 50 pcs.
CT 10240	321024	10,0	26	240	T40	2123 g	1 à 25 pcs.
CT 10260	321026	10,0	26	260	T40	2310 g	1 à 25 pcs.
CT 10280	321028	10,0	26	280	T40	2443 g	1 à 25 pcs.
CT 10300	321030	10,0	26	300	T40	2580 g	1 à 25 pcs.
CT 10320	321032	10,0	26	320	T40	2747 g	1 à 25 pcs.
CT 10340	321034	10,0	26	340	T40	2880 g	1 à 25 pcs.
CT 10360	321036	10,0	26	360	T40	3060 g	1 à 25 pcs.
CT 10380	321038	10,0	26	380	T40	3207 g	1 à 25 pcs.
CT 10400	321040	10,0	26	400	T40	3363 g	1 à 25 pcs.

C10B21

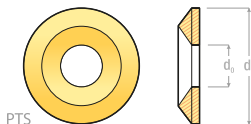
Wkręt do izolacji z łbem talerzowym • Vrut na izolaciji s talirňovou hlavoú • Skrutka pre izoláciu s tanierovou hlavičkou  
 Zavrtanj za izolaciju sa tanjurastom glavom • Tányér fejű szigetelő csavar • Holț-șurub de dulgherie pentru izolație cu cap în formă de disc  
 Шуруп самонарезающий для изоляции (головка с прессшайбой) • Дърводелски болт с цилиндрична глава с кръстат шлиц • Tornillo para aislamiento con cabeza de disco  
 Screw for insulation with disc head • Vis pour l'isolation à disque plat • Dämmstoffschraube mit Tellerkopf



WKT



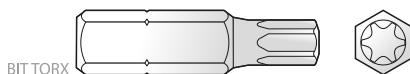
symbol	art. №	[mm]		Ls	TORX	🧴	📦
		d1	d2				
WKT 08165	340816	8	16	165	T40	40 g	50 pcs.
WKT 08195	340819	8	16	195	T40	47 g	50 pcs.
WKT 08225	340822	8	16	225	T40	54 g	50 pcs.
WKT 08235	340823	8	16	235	T40	55 g	50 pcs.
WKT 08255	340825	8	16	255	T40	60 g	50 pcs.
WKT 08275	340827	8	16	275	T40	64 g	50 pcs.
WKT 08302	340830	8	16	302	T40	70 g	50 pcs.
WKT 08335	340833	8	16	335	T40	77 g	50 pcs.
WKT 08365	340836	8	16	365	T40	84 g	50 pcs.
WKT 08397	340839	8	16	397	T40	90 g	50 pcs.
WKT 08435	340843	8	16	435	T40	99 g	50 pcs.



C10B21



symbol	art. №	[mm]			
		d <sub>0</sub>	d <sub>1</sub>		
PTS 6	3920	7,8	19,5	7 g	100 pcs.
PTS 8	3921	9,0	25,0	13 g	100 pcs.
PTS 10	3922	12,0	32,0	25 g	100 pcs.

C10B21



symbol	art. №		
BIT TORX T10	3904	4 g	10 pcs.
BIT TORX T20	3900	5 g	10 pcs.
BIT TORX T25	3901	5 g	10 pcs.
BIT TORX T30	3902	6 g	10 pcs.
BIT TORX T40	3903	6 g	10 pcs.

C10B21



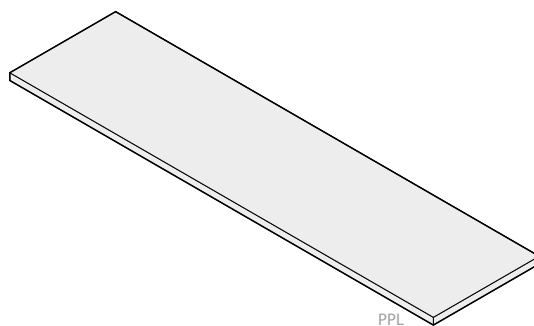


- **PROFILE ALUMINIOWE**
- **HLINÍKOVÉ PROFILY**
- **HLINÍKOVÉ PROFILY**
- **PROFILI**
- **PROFILOK**
- **PROFILURI DIN ALUMINIU**
- **ПРОФИЛИ**
- **АЛУМИНИЕВИ ПРОФИЛИ**
- **PERFILES DE ALUMINIO**
- **PROFILES**
- **PROFILÉS ALUMINIUM**
- **PROFILE**





Profil aluminiowy płaskownik • Páska anodovaná • Páska  
 Profil-ravni • Profil aluminium lapos • Profil din aluminiu platbandă  
 Профиль алюминиевый плоский • Плоськ алуминиев профил • Perfil Plano  
 Profile - flat • Profilé alu - méplat • Aluminium Profil - Flachstange

# PPL

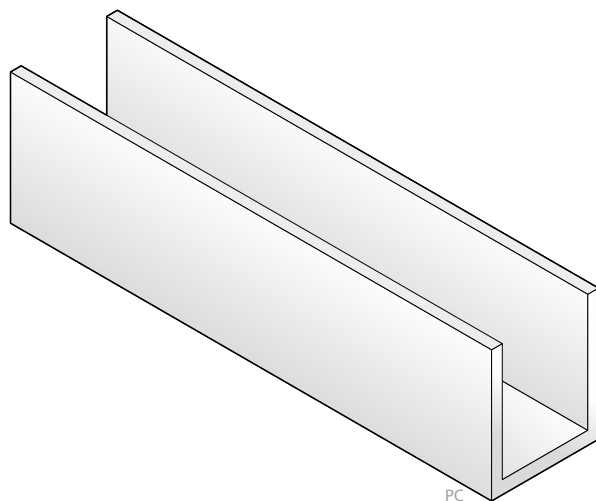


PPL



symbol	art. №		≠	[mm]			
	new	old		a	b		
PPL 1	73011	730111	5,0	20	1000	324 g	8 pcs.
PPL 2	73031	730311	3,0	25	1000	202 g	8 pcs.
PPL 4	73001	730011	3,0	40	1000	324 g	8 pcs.
PPL 6	73032	730351	3,0	25	2000	404 g	4 pcs.

anodizing aluminium

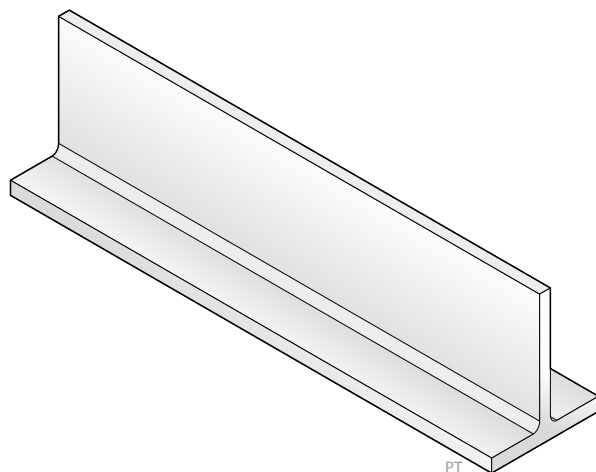


symbol	art. №		≠	[mm]		c		
	new	old		a	b			
PC 1	75001	750011	1,0	8	8	1000	60 g	8 pcs.
PC 3	75151	751511	1,5	10	10	1000	120 g	8 pcs.
PC 5	75161	751611	2,0	12	12	1000	190 g	8 pcs.
PC 7	75091	750911	2,0	15	15	1000	230 g	8 pcs.
PC 11	75101	751011	2,0	20	10	1000	210 g	8 pcs.
PC 13	75111	751111	2,0	20	20	1000	310 g	8 pcs.
PC 15	75171	751711	2,0	25	15	1000	280 g	8 pcs.
PC 25	75092	750951	2,0	15	15	2000	460 g	4 pcs.
PC 31	75112	751151	2,0	20	20	2000	620 g	4 pcs.
PC 33	75172	751751	2,0	25	15	2000	560 g	4 pcs.

anodizing aluminium

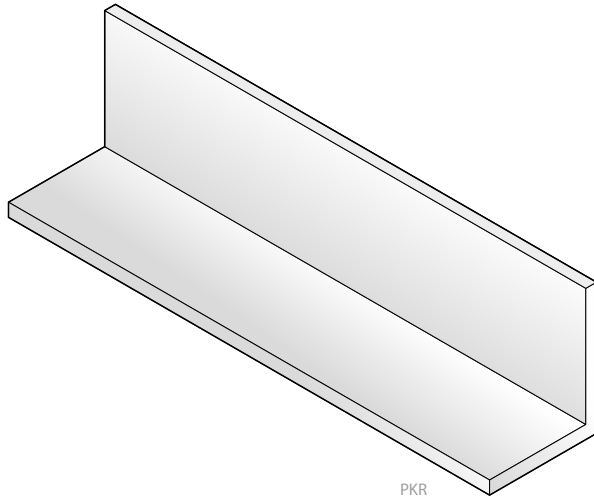
Profil aluminiowy teownik • Profil T anodovaný • Profil T  
 Profil -T • Profil aluminium T • Profil din aluminiu profilul T  
 Профиль алюминиевый тавр • Алюминиев профил, Т-образен • Perfil barra T  
 Profile - T bar • Profilé alu - en T • Aluminium Profil - Quadrat-T

PT





symbol	art. №		≠	[mm]		c		
	new	old		a	b			
PT 3	76021	760211	2,0	20	20	1000	220 g	8 pcs.
PT 4	76031	760311	2,0	25	25	1000	260 g	8 pcs.
PT 10	76022	760251	2,0	20	20	2000	440 g	4 pcs.

anodizing aluminium



PKR

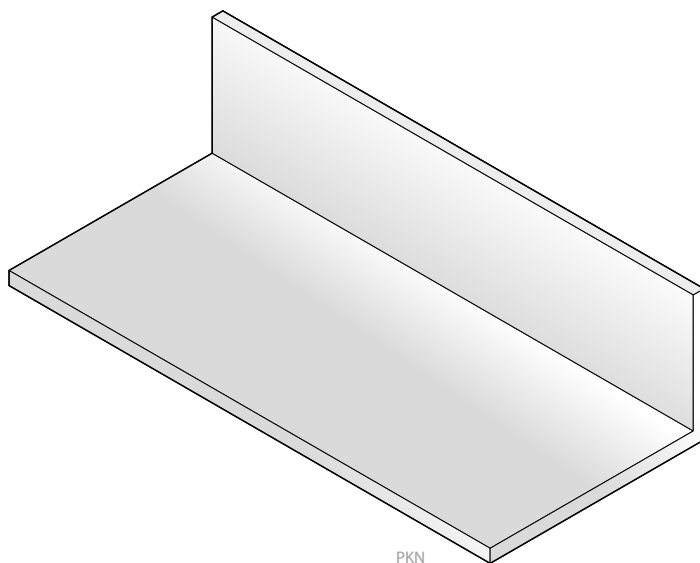




symbol	art. №		≠	[mm]		c		
	new	old		a	b			
PKR 3	74021	740211	1,5	15	15	1000	120 g	8 pcs.
PKR 5	74041	740411	2,0	20	20	1000	250 g	8 pcs.
PKR 6	74051	740511	2,0	25	25	1000	270 g	8 pcs.
PKR 7	74061	740611	2,0	30	30	1000	320 g	8 pcs.
PKR 9	74081	740811	3,0	40	40	1000	620 g	8 pcs.
PKR 13	74022	740251	1,5	15	15	2000	240 g	4 pcs.
PKR 15	74042	740451	2,0	20	20	2000	500 g	4 pcs.
PKR 16	74052	740551	2,0	25	25	2000	540 g	4 pcs.
PKR 17	74062	740651	2,0	30	30	2000	640 g	4 pcs.

anodizing aluminium

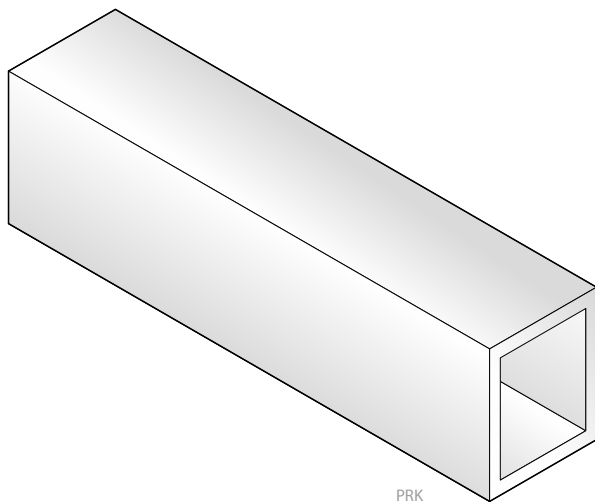
Profil aluminiowy kątownik nierównoramienny • Úhelník nerovnoramenný anodovaný • Uholník nerovnoramenný  
 Profil-ne jednaki ojažani ugao • Profil aluminium "I" • Profil din aluminiu șablon de unghiuri neechilateral  
 Профиль алюминиевый не равносторонний • Ёглов неравнораменен алуминиев профил • Perfil Rectangular  
 Profile - non even-armed square • Profilé alu - cornière non isocèle • Aluminium Profil - Winkel, ungleichschenklig

# PKN





symbol	art. №		≠	[mm]		c		
	new	old		a	b			
PKN 2	74211	742111	2,0	20	10	1000	150 g	8 pcs.
PKN 3	74221	742211	2,0	20	15	1000	180 g	8 pcs.
PKN 5	74261	742611	2,0	30	20	1000	260 g	8 pcs.
PKN 7	74251	742511	2,0	40	20	1000	310 g	8 pcs.
PKN 8	74301	743011	2,0	50	25	1000	390 g	8 pcs.
PKN 10	74281	742811	3,0	40	60	1000	790 g	8 pcs.
PKN 13	74212	742151	2,0	20	10	2000	300 g	4 pcs.
PKN 16	74262	742651	2,0	30	20	2000	520 g	4 pcs.
PKN 18	74252	742551	2,0	40	20	2000	620 g	4 pcs.

anodizing aluminium



PRK



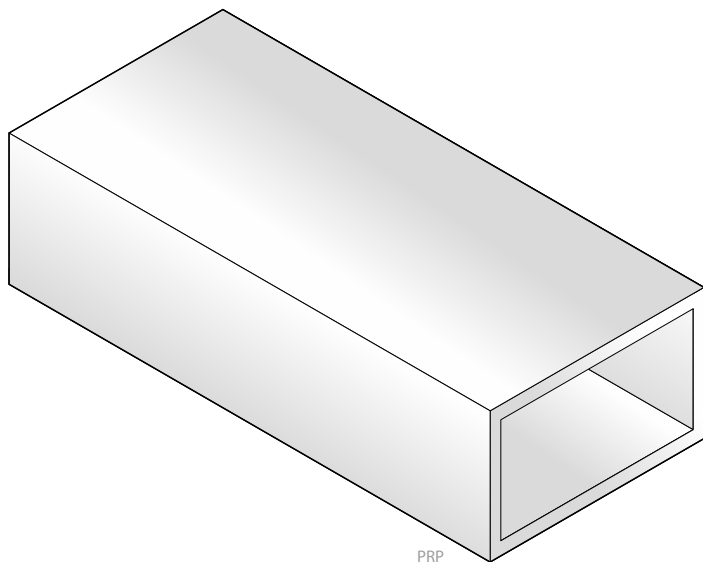
symbol	art. №		≠	[mm]		c		
	new	old		a	b			
PRK 2	77001	770011	1,0	15	15	1000	150 g	8 pcs.
PRK 3	77021	770211	1,5	20	20	1000	300 g	8 pcs.
PRK 4	77031	770311	1,5	25	25	1000	370 g	8 pcs.
PRK 8	77002	770051	1,0	15	15	2000	300 g	4 pcs.
PRK 9	77022	770251	1,5	20	20	2000	600 g	4 pcs.
PRK 10	77032	770351	1,5	25	25	2000	740 g	4 pcs.

anodizing aluminium





Profil aluminiowy rura prostokątna • Trubka obdĺníková anodovaná • Trubka obdĺzniková  
 Profil-pravougaonik • Profil aluminiú téglaalal alakú • Profil din aluminiu țeavă dreptunghiulară  
 Профиль алюминиевый прямоугольй • Алюминиев профил правоъгълна тръба • Perfil tubo rectangular  
 Profile - rectangular tube • Profilé alu - tube rectangulaire • Aluminium Profil - Rechteckrohr

# PRP

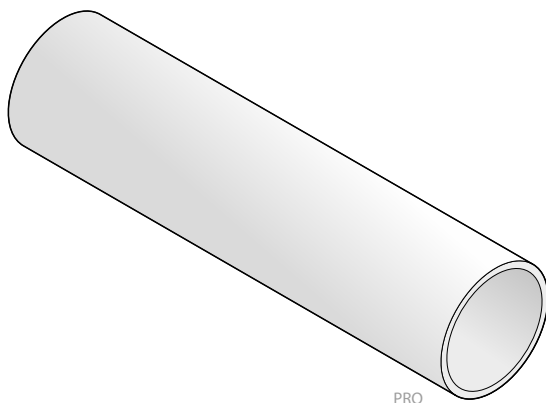




PRP



symbol	art. №		≠	[mm]		c		
	new	old		a	b			
PRP 1	77151	771511	1,5	20	10	1000	220 g	8 pcs.
PRP 4	77121	771211	1,5	50	20	1000	720 g	8 pcs.

anodizing aluminium



symbol	art. №		≠	[mm]			
	new	old		ø	a		
PRO 2	77211	772111	1,0	8	1000	60 g	8 pcs.
PRO 3	77221	772211	1,0	10	1000	80 g	8 pcs.
PRO 4	77231	772311	1,0	12	1000	90 g	8 pcs.
PRO 6	77321	773211	1,0	16	1000	130 g	8 pcs.
PRO 7	77251	772511	1,0	20	1000	160 g	8 pcs.
PRO 16	77222	772251	1,0	10	2000	160 g	4 pcs.

anodizing aluminium





# domax

## **DOMAX Sp. z o.o.**

al. Parku Krajobrazowego 109  
Łężyce, 84-207 Koleczkowo, Polska  
tel.: +48 58 665 82 22  
fax: +48 58 665 81 20  
e-mail: domax@domax.com  
www.domax.com

## **DOMAX Česko s.r.o**

Staroměstská 534  
739 61 Třinec, Czech Republic  
tel.: +420 558 273 401  
e-mail: obchod@domax.cz

## **DOMAX SK s.r.o**

Nádražná 329  
015 01 Rajec, Slovakia  
tel.: +421 (0) 41 598 3002  
e-mail: obchod@domax.com

## **DOMAX System Distribution S.R.L.**

Str. George Cosbuc, nr. 13, et. 1,  
camera 1  
Ploiești, România  
+40 770 245 911  
e-mail: birou@domax.com

## **DMX System doo**

Valjevski put 78  
11507 Piroman, Serbia  
tel.: +381 11 875 5064  
tel.: +381 65 245 7294  
tel.: +381 65 245 7293  
e-mail: office@dmxsystem.com

## **DOMAX Deutschland UG**

Ehrenbergstraße 23  
14195 Berlin  
Deutschland  
Tel. + 49 17679072971  
e-mail: verkauf@domax.com

## **DOMAX in Spain**

David Jaén Segura  
tel.: +34 977 18 29 44  
fax: +34 977 69 16 49  
movil: +34 607 90 48 26  
e-mail: d.jaen@domax.com

## **DOMAX in Baltics**

SIA Polfx  
Stabu 105, Riga,  
LV-1009, Latvia  
tel.: +371 28334477  
e-mail: baltics@domax.com

## **DOMAX in Russia**

РУСКОННЕКТ  
141031, Московская обл.,  
Мытищинский р-н,  
Липкинское ш., 2-й км, стр. 7/1  
„Веши Парк”  
тел.: 8 (495) 221-73-50  
e-mail: rusconnect@rusconnect.ru

## **DOMAX in Belarus**

ООО „Домакс Систем”,  
Беларусь г. Минск, 220038,  
ул. Ботаническая, д. 5а, офис 102  
тел. +375 17 395 60 93  
тел. +375 29 340 04 32  
e-mail: info@domax.by

## **DOMAX in Bulgaria**

Конкурент ООД  
9009 Варна, ЗПЗ,  
бул. “Д-р Атанас Москов” 22  
г. Кишинев  
тел.: (+359) 52 730 500  
факс: (+359) 52 730 900  
e-mail: krepo@krepo.com

## **DOMAX in Moldova**

Група компаний LIDER SRL  
„Profmet Grup”  
г. Кишинев  
ул. Петриканская 33  
тел.: (+373) 84-46-71  
факс: (+373) 84-46-72  
e-mail: krepelj@lider.md

Wydanie: 06-2021

Wszelkie prawa autorskie zastrzeżone.

Kopiowanie lub przetwarzanie katalogu w całości lub w części, w jakiegokolwiek formie bez zgody producenta jest zabronione.

Domax Sp. z o.o. All rights reserved.

Copying or reproducing of this catalogue in any form without prior written permission of Domax Sp z o.o. is strictly prohibited.

# dmxsystem.com